

Worklist: 967

<u>LAB_CASE</u>	<u>ITEM</u>	<u>TASK_ID</u>	<u>DESCRIPTION</u>
C2015-1923	2	48913	3.10.2 Blood confirmation of mε
C2015-1943	1	48912	3.10.2 Blood confirmation of mε



Reviewed 1/22/16

A handwritten signature in green ink, appearing to be 'A' with a flourish.

Simulate Run Sequence Thu Jan 14 08:19:38 2016

Instrument Name: Probie

Sequence File: C:\msdchem\1\sequence\CS-AM011416.s

Comment:

Operator: Pocatello Laboratory

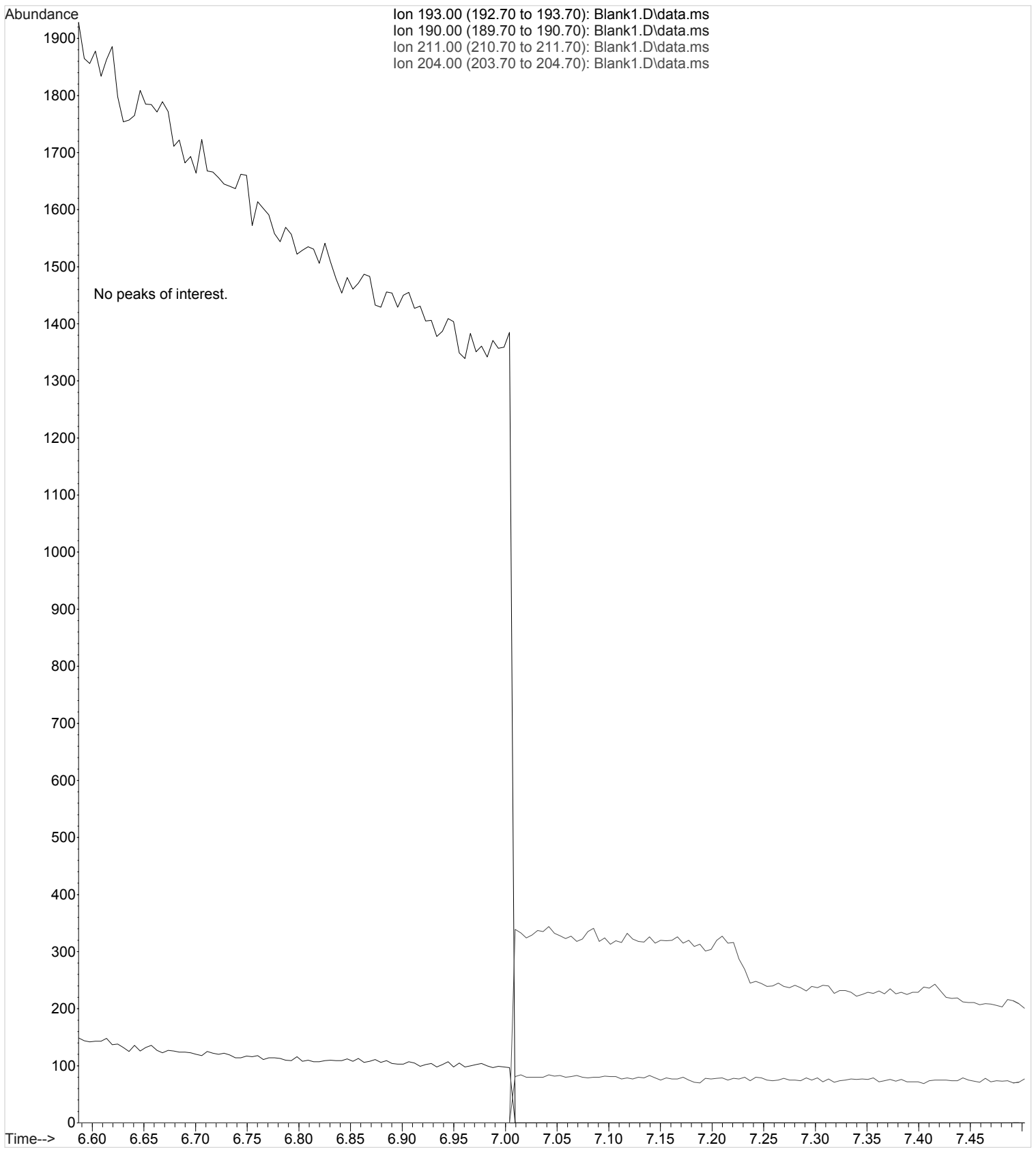
Data Path: C:\MSDCHEM\1\DATA\CDS\2016\011416AM\

Method Path: C:\MSDCHEM\1\METHODS\

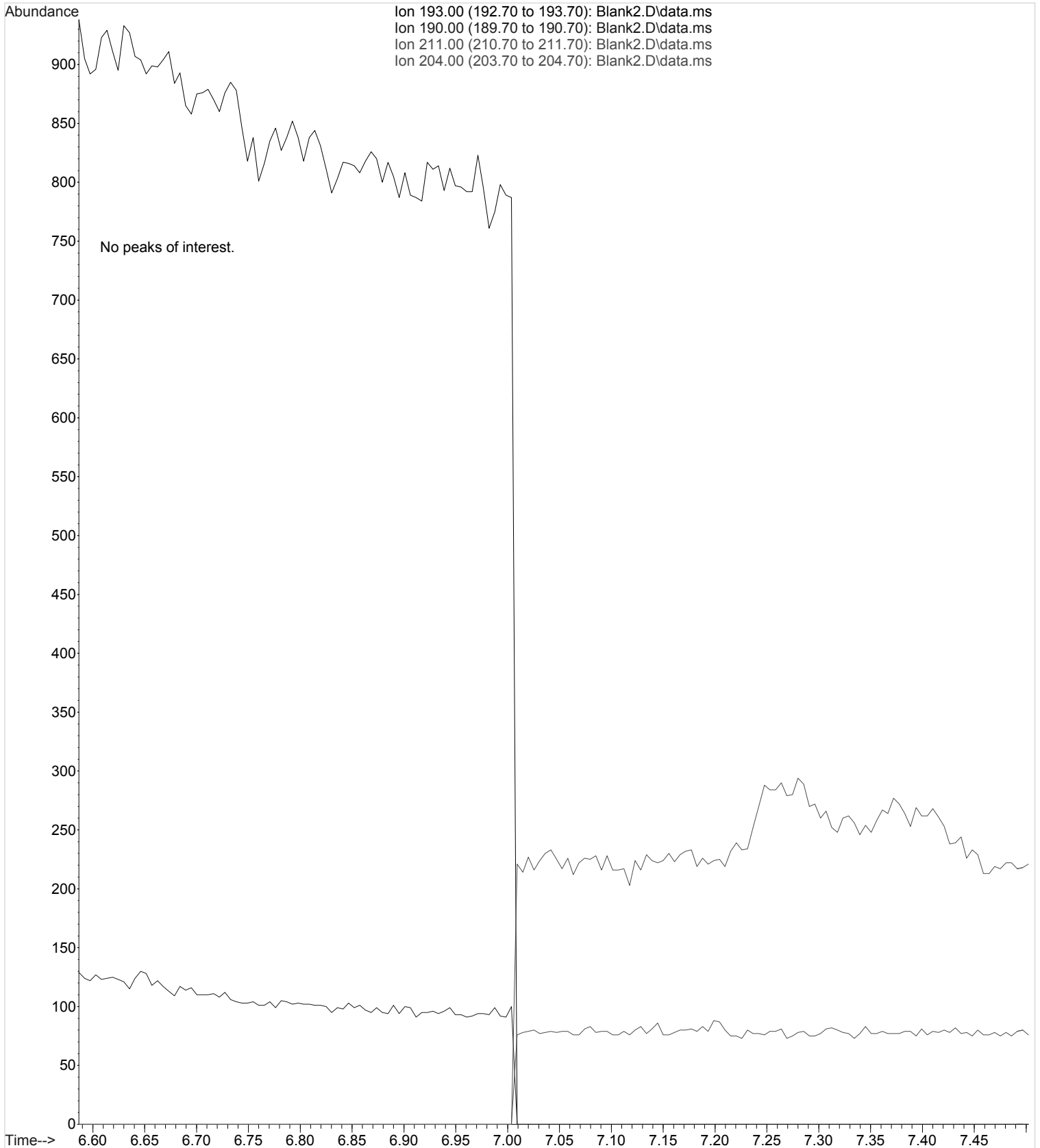
Line	Type	Vial	DataFile	Method	Sample Name
1)	Sample	100	Blank1	A-M	Pre-run Solvent Blank
2)	Sample	8	Positive Control - 300 ng		
	Datafile		PosCtrl-300-1FS		
	Method		A-M-FS		
3)	Sample	8	Positive Control - 300 ng		
	Datafile		PosCtrl-300-1CK		
	Method		A-M		
4)	Sample	100	Blank2	A-M	Pre-run Solvent Blank
5)	Sample	1	NegCtrl	A-M	Negative Control - UTAK Lot B0689
6)	Sample	2	LV1CAL	A-M	Level 1 Calibrator: 25ng
7)	Sample	3	LV2CAL	A-M	Level 2 Calibrator: 50ng
8)	Sample	4	LV3CAL	A-M	Level 3 Calibrator: 100ng
9)	Sample	5	LV4CAL	A-M	Level 4 Calibrator: 250ng
10)	Sample	6	LV5CAL	A-M	Level 5 Calibrator: 500ng
11)	Sample	100	Blank3	A-M	Blank
12)	Sample	7	Positive Control - 75 ng		
	Datafile		PosCtrl-75-1		
	Method		A-M		
13)	Sample	100	C2015-1923-2	A-M	Pre-sample Blank
	Datafile		C2015-1923-2-BLK		
	Method		A-M		
14)	Sample	9	Lab No.: C2015-1923-2		
	Datafile		C2015-1923-2-AM		
	Method		A-M		
15)	Sample	100	Blank4	A-M	Blank
16)	Sample	8	Positive Control - 300 ng		
	Datafile		PosCtrl-300-1		
	Method		A-M		
17)	Sample	100	C2015-1943-1	A-M	Pre-sample Blank
	Datafile		C2015-1943-1-BLK		
	Method		A-M		
18)	Sample	10	Lab No.: C2015-1943-1		
	Datafile		C2015-1943-1-AM		
	Method		A-M		
19)	Sample	100	Blank5	A-M	Post-Run Blank
20)	Pause:				
21)	Sample	16	Phentermine Reference Material		
	Datafile		Phentermine-PFAA		
	Method		A-M-FS		
22)	Sample	17	MDMA Reference Material		
	Datafile		MDMA-PFAA		
	Method		A-M-FS		
23)	Sample	18	MDA-PFAA	A-M-FS	MDA Reference Material
24)	Sample	19	Methylphenidate Reference Material		
	Datafile		Methylphenidate-PFAA		
	Method		A-M-FS		

25) Sample 20 Amines Mix Reference Material
 Datafile AminesMix-PFAA
 Method A-M-FS
26) Sample 21 Methiopropamine Reference Material
 Datafile Methiopropamine-PFAA
 Method A-M-FS
Bytes Needed: 4706710 Space on drive C: 4.28752e+011
Sequence Verification Done!

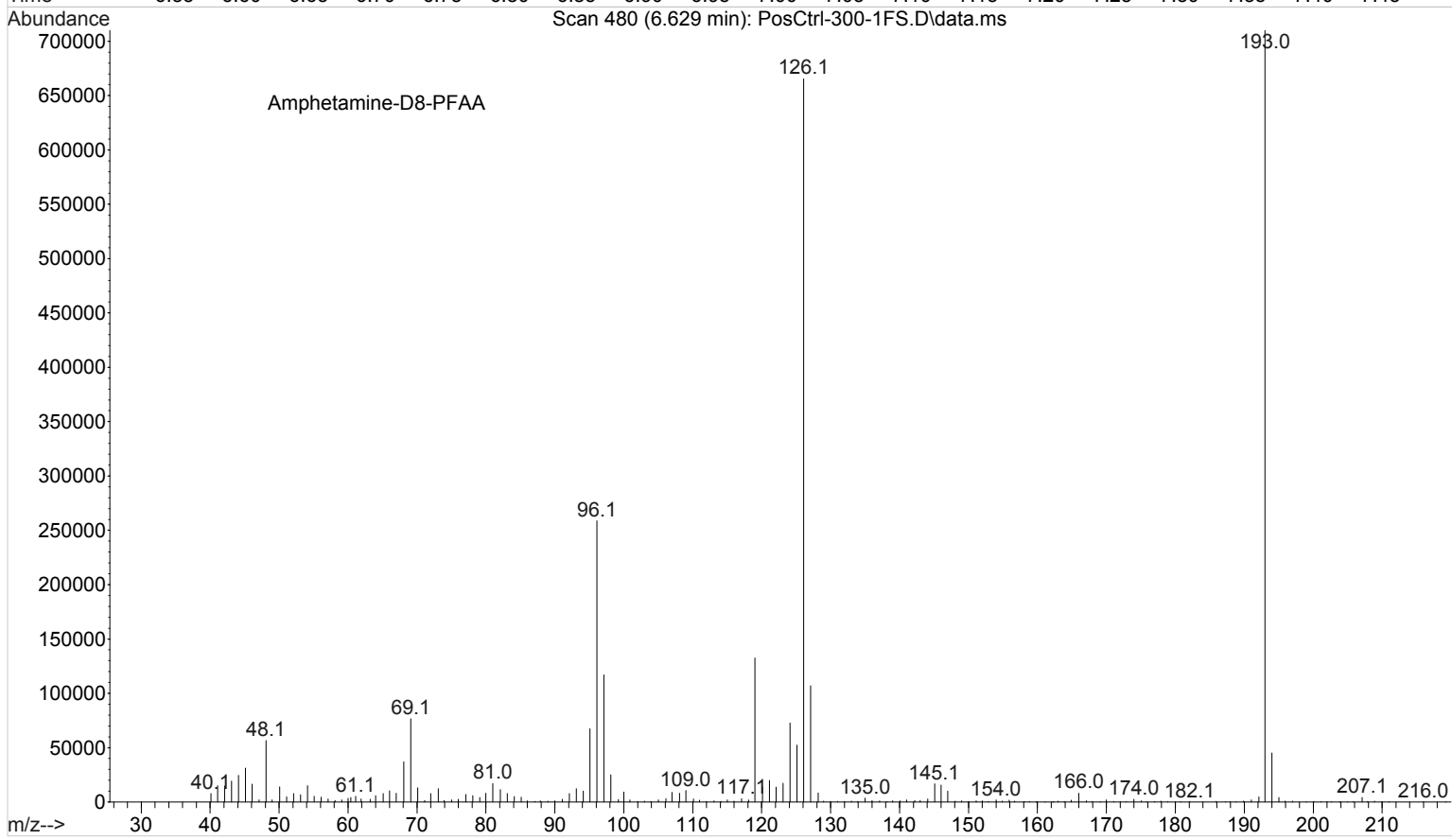
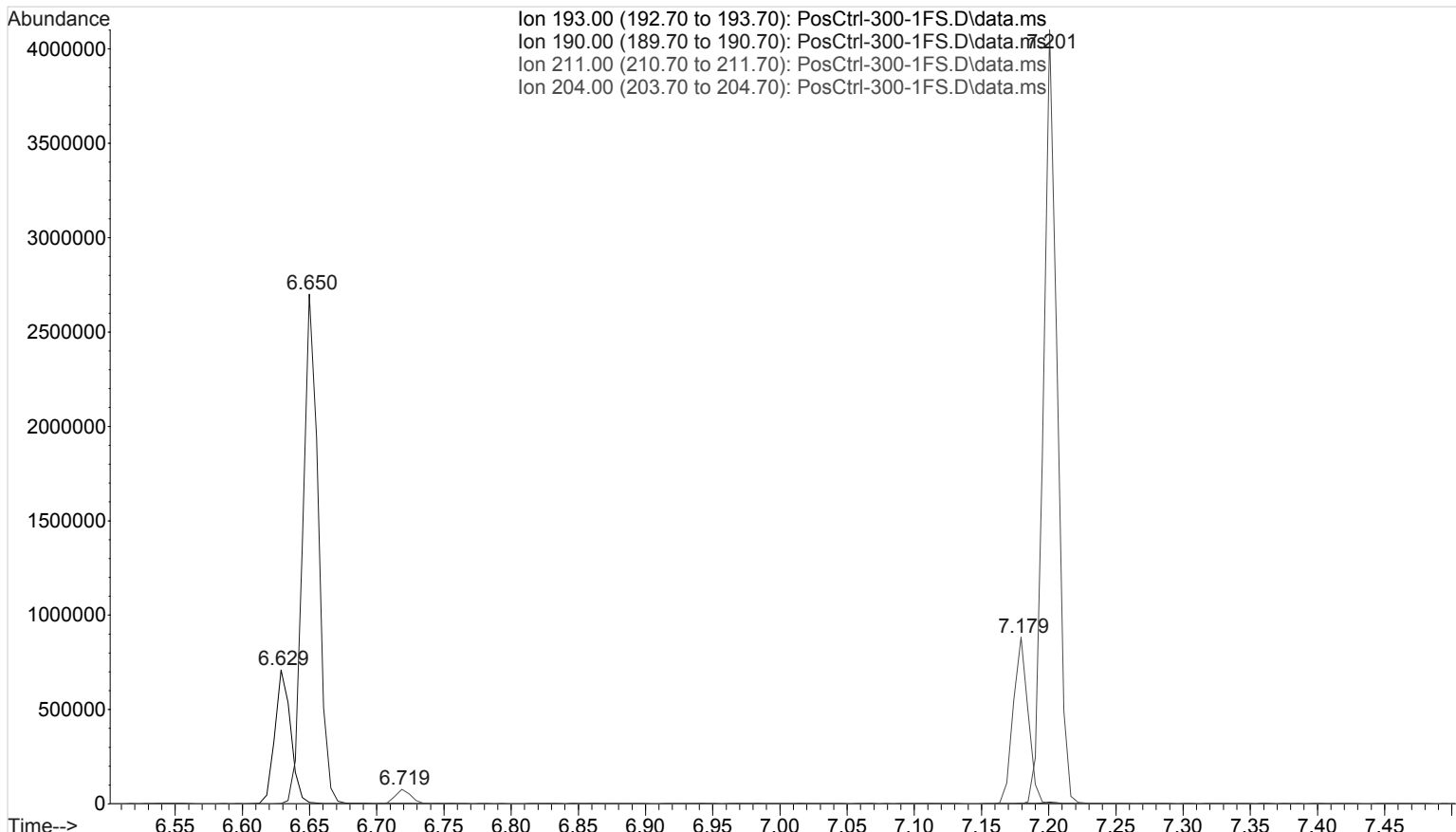
File :I:\Instrument Data\Pocatello\Probie\CDS\2016\011416AM\Blank1
... .D
Operator : Pocatello Laboratory
Instrument : Probie
Acquired : 14 Jan 2016 8:35 using AcqMethod A-M.M
Sample Name: Pre-run Solvent Blank
Misc Info : CHCl3



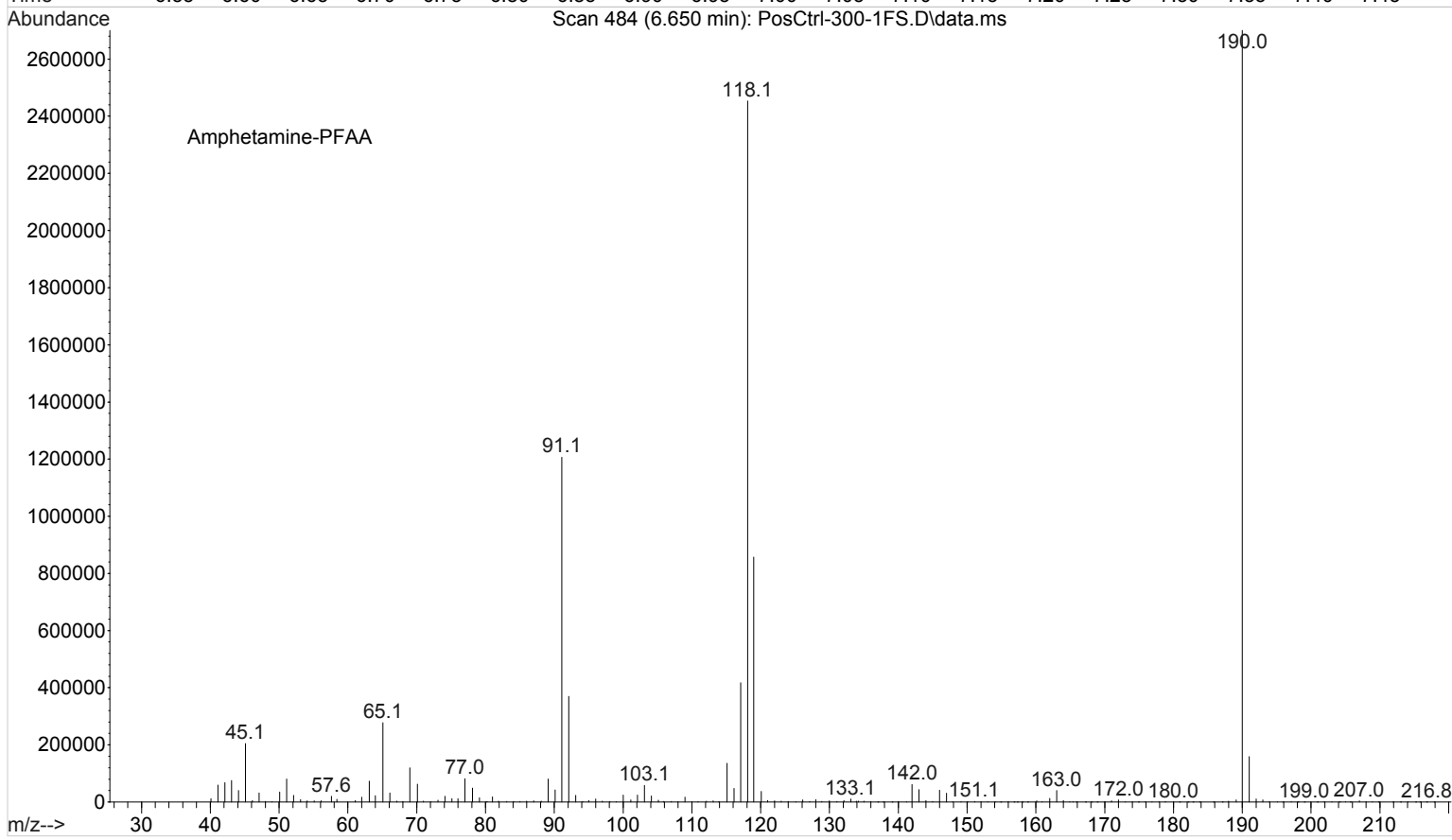
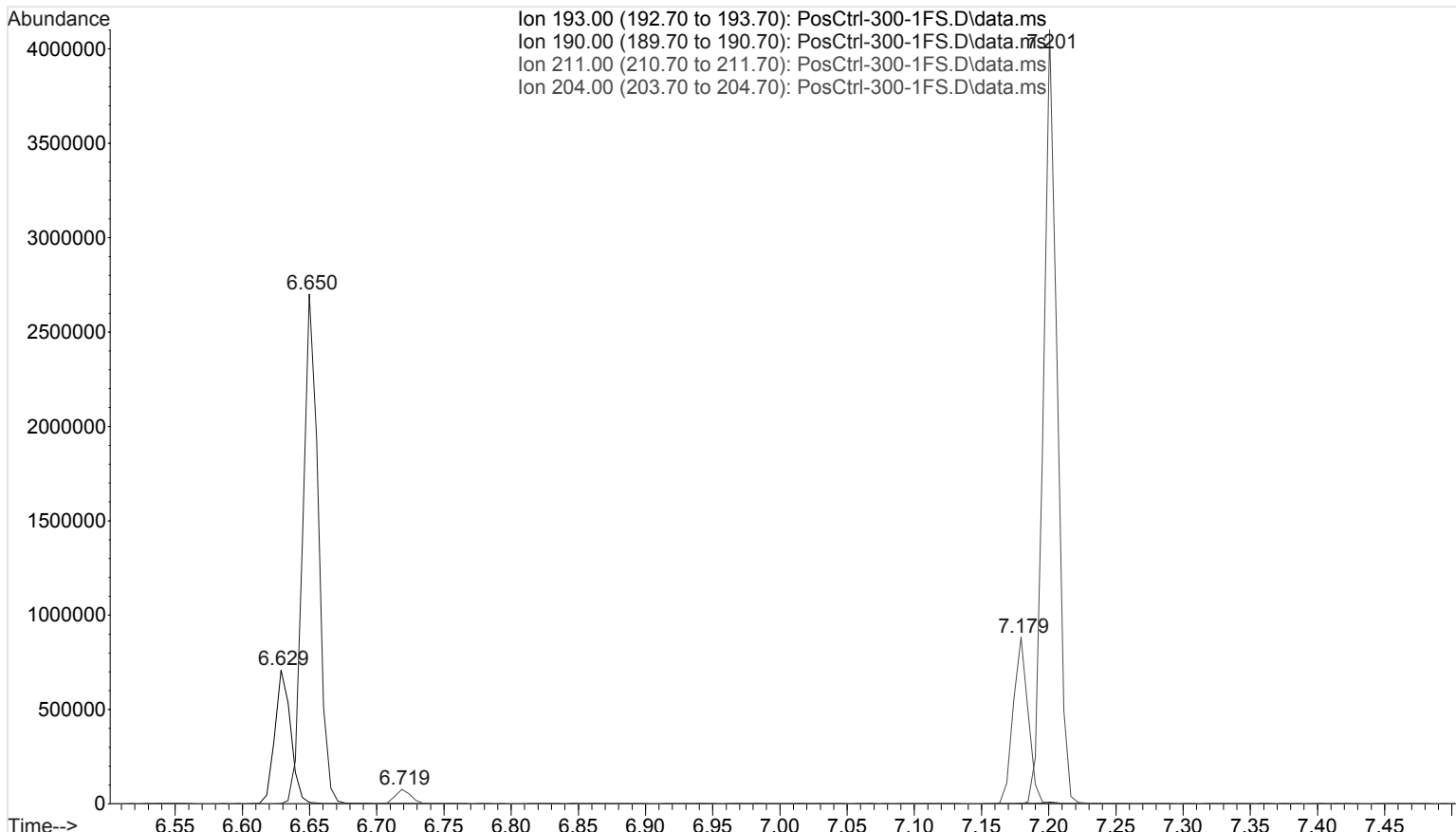
File : I:\Instrument Data\Pocatello\Probie\CDS\2016\011416AM\Blank2
... .D
Operator : Pocatello Laboratory
Instrument : Probie
Acquired : 14 Jan 2016 9:23 using AcqMethod A-M.M
Sample Name: Pre-run Solvent Blank
Misc Info : CHCl3



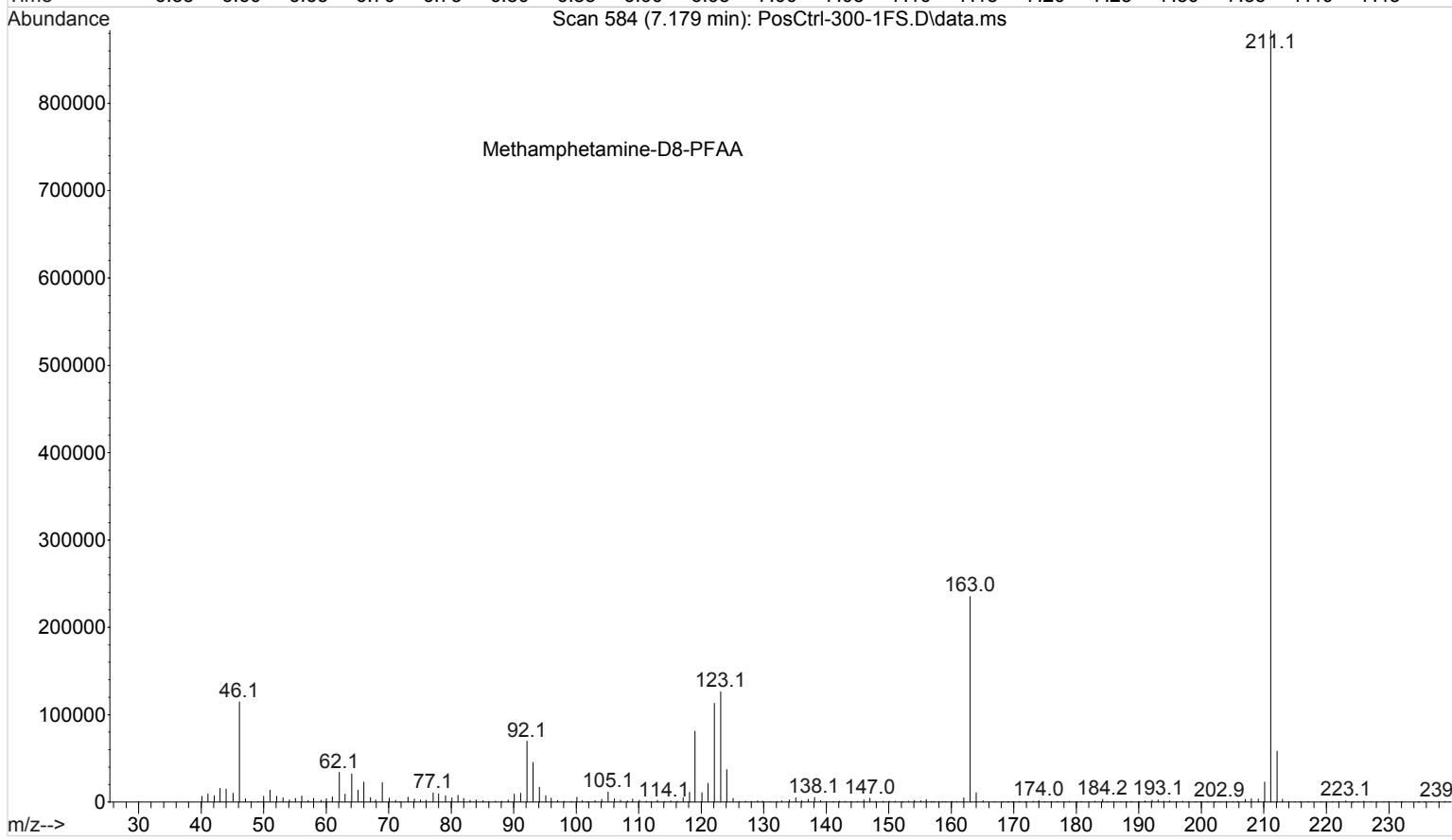
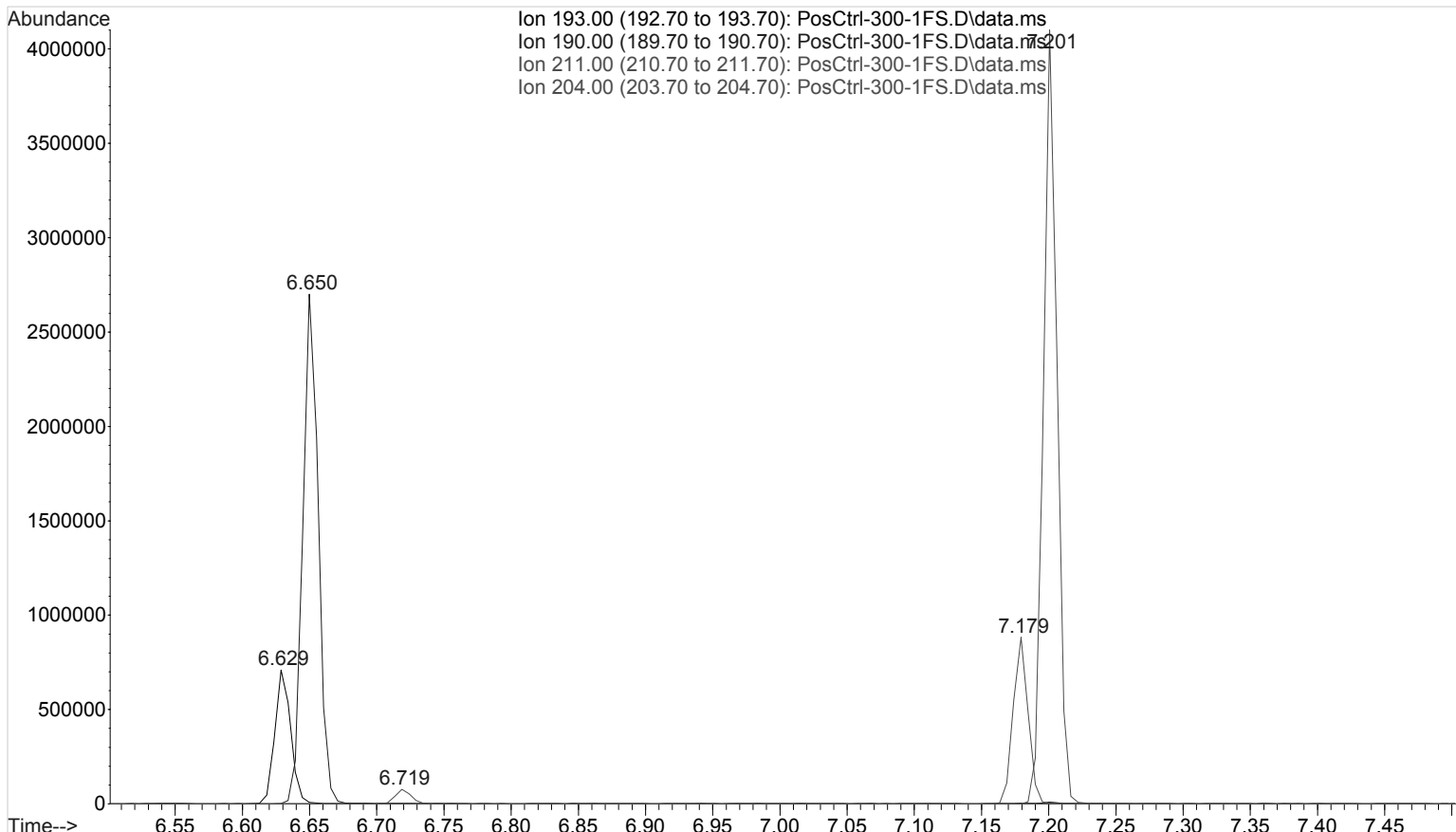
File : I:\Instrument Data\Pocatello\Probie\CDS\2016\011416AM\PosCtr
... 1-300-1FS.D
Operator : Pocatello Laboratory
Instrument : Probie
Acquired : 14 Jan 2016 8:51 using AcqMethod A-M-FS.M
Sample Name: Positive Control - 300 ng
Misc Info : Analytical Method 3.10.2



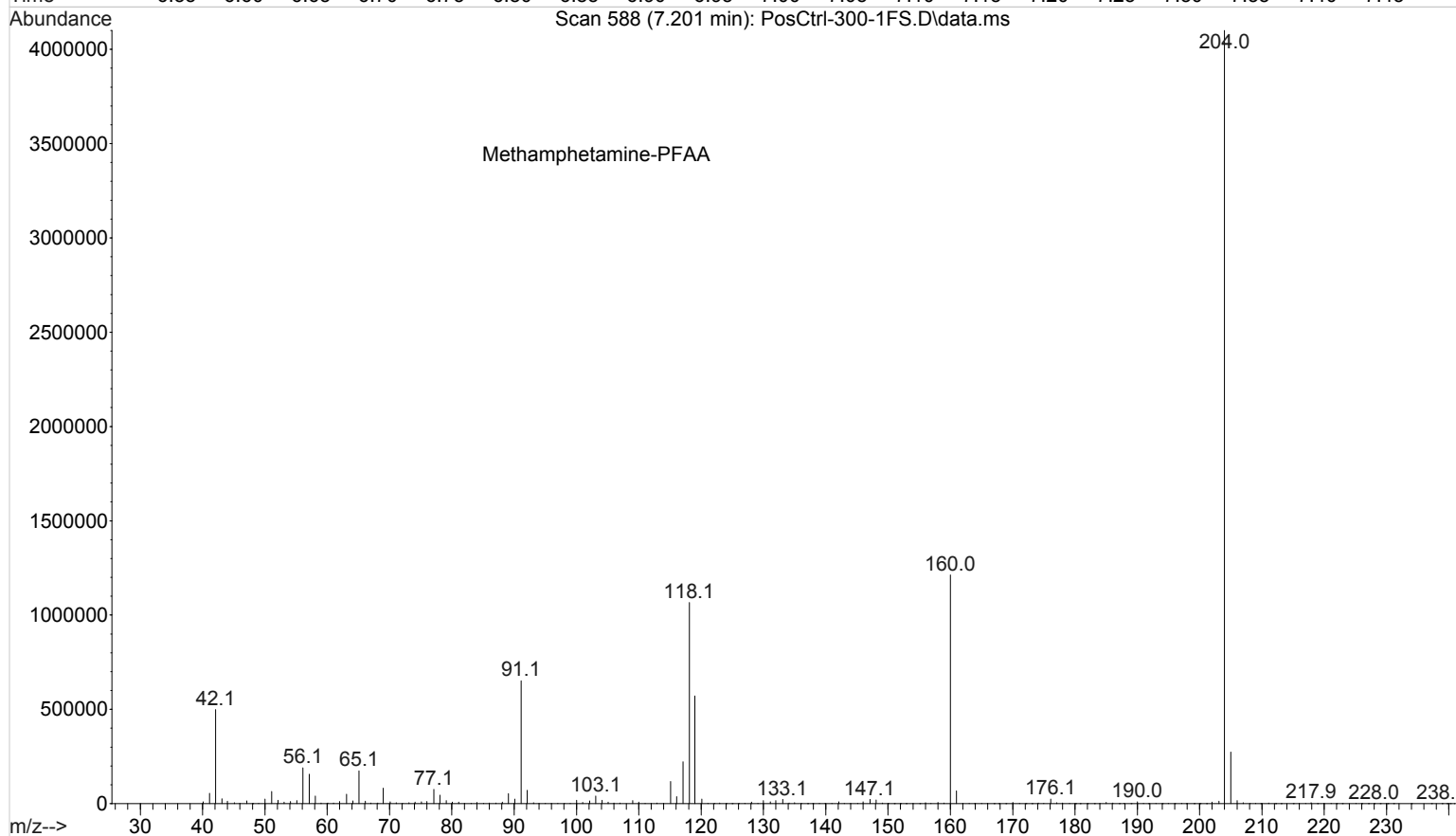
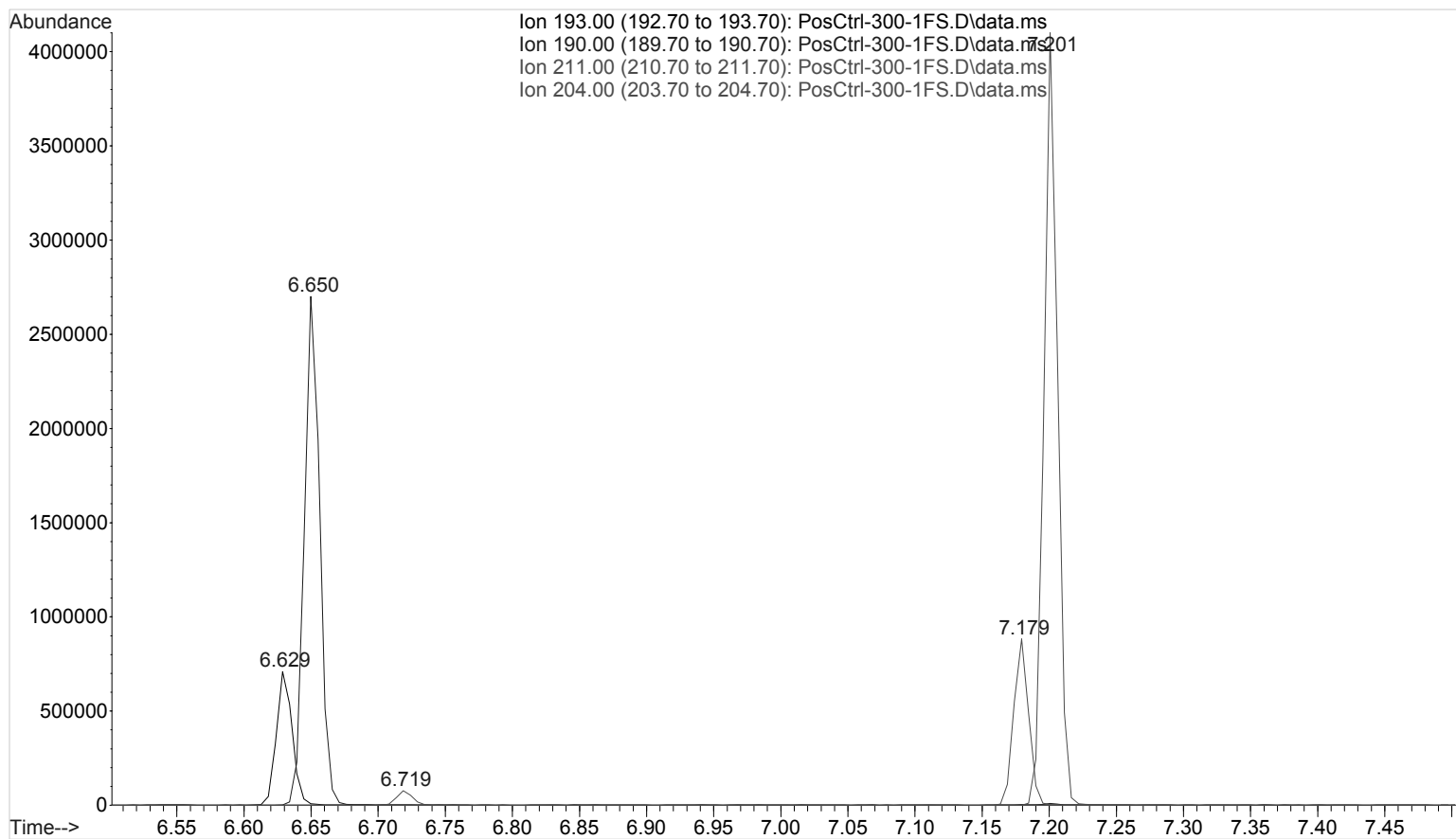
File : I:\Instrument Data\Pocatello\Probie\CDS\2016\011416AM\PosCtr
... 1-300-1FS.D
Operator : Pocatello Laboratory
Instrument : Probie
Acquired : 14 Jan 2016 8:51 using AcqMethod A-M-FS.M
Sample Name: Positive Control - 300 ng
Misc Info : Analytical Method 3.10.2



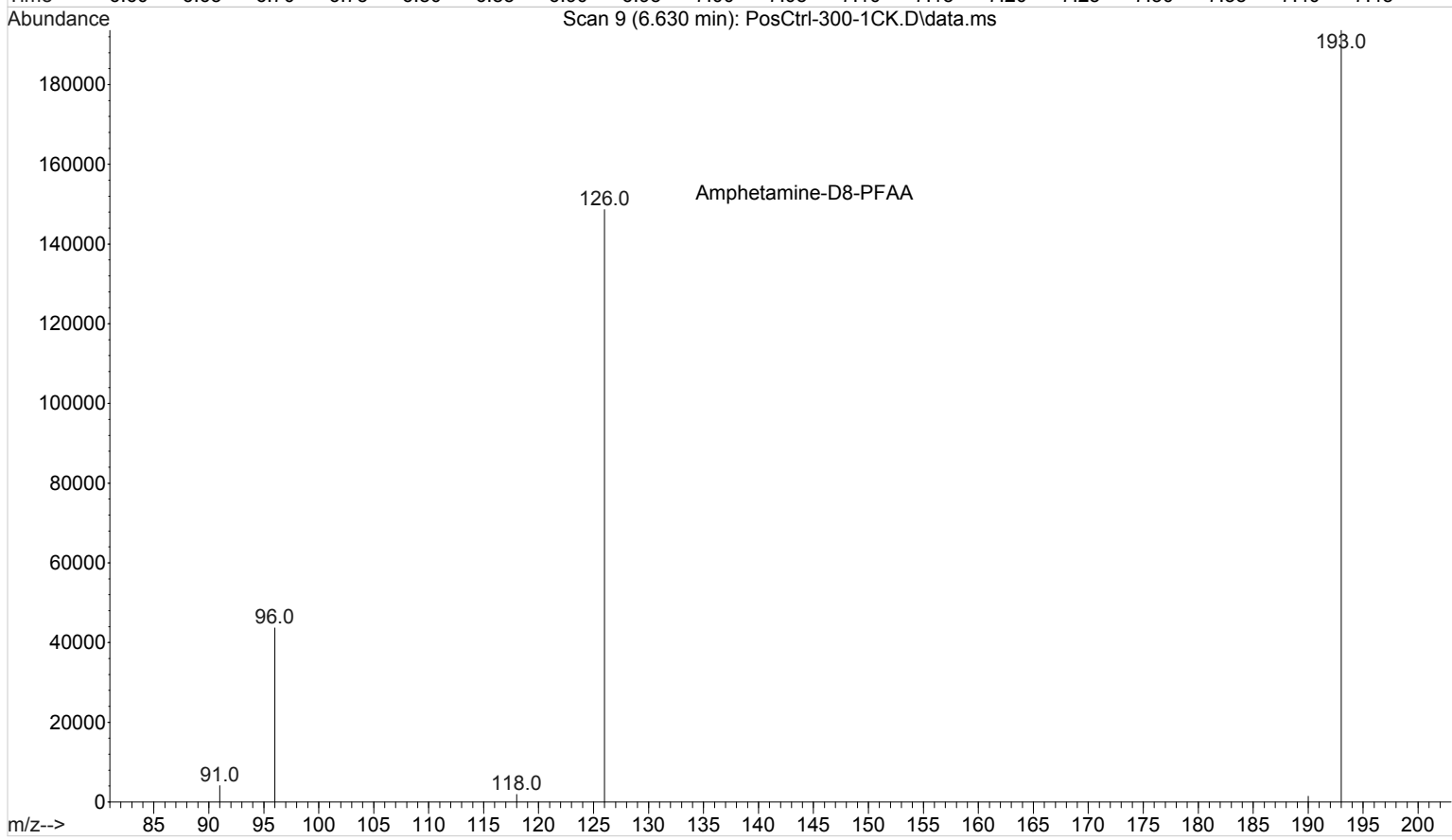
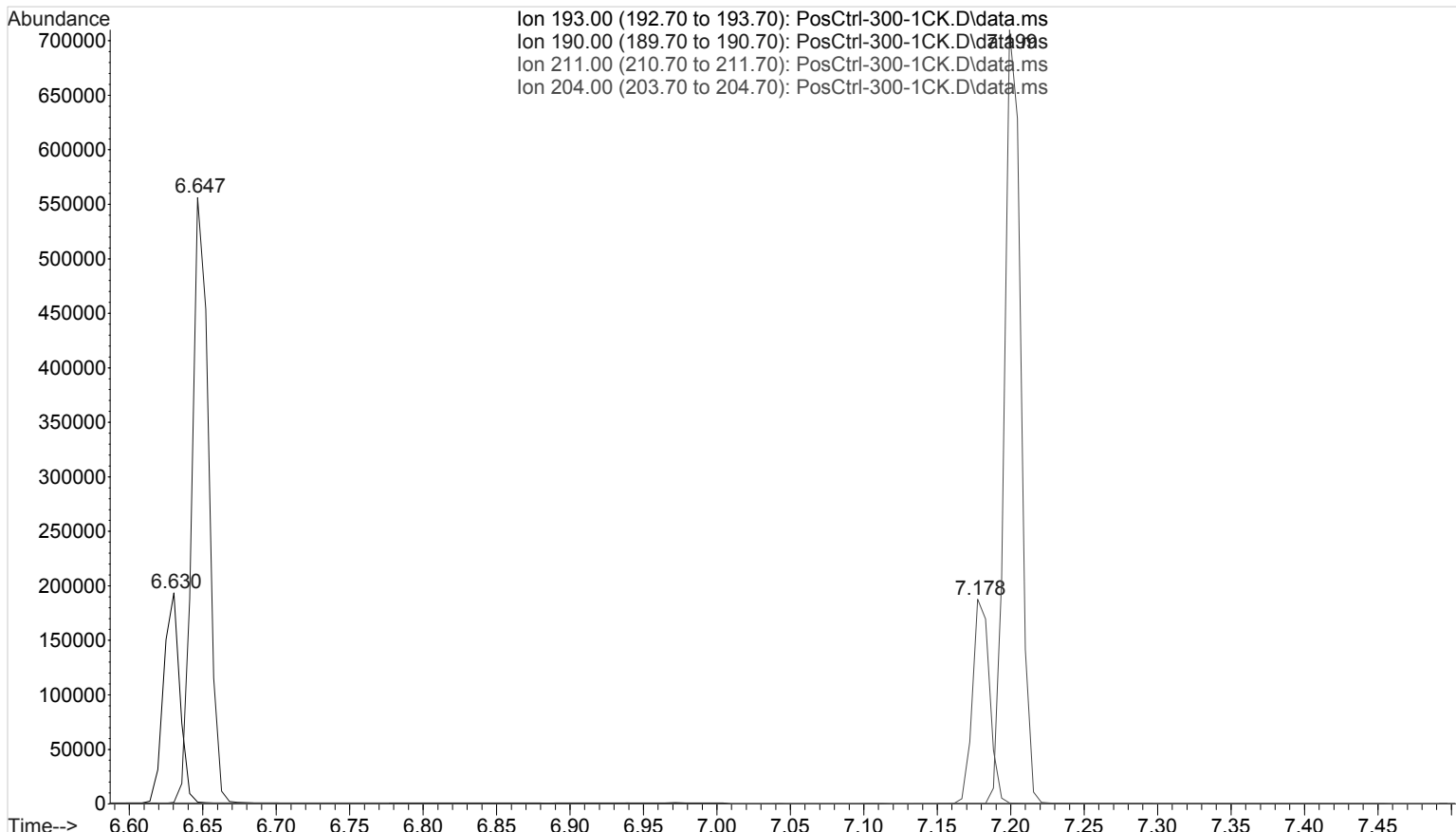
File : I:\Instrument Data\Pocatello\Probie\CDS\2016\011416AM\PosCtr
... 1-300-1FS.D
Operator : Pocatello Laboratory
Instrument : Probie
Acquired : 14 Jan 2016 8:51 using AcqMethod A-M-FS.M
Sample Name: Positive Control - 300 ng
Misc Info : Analytical Method 3.10.2



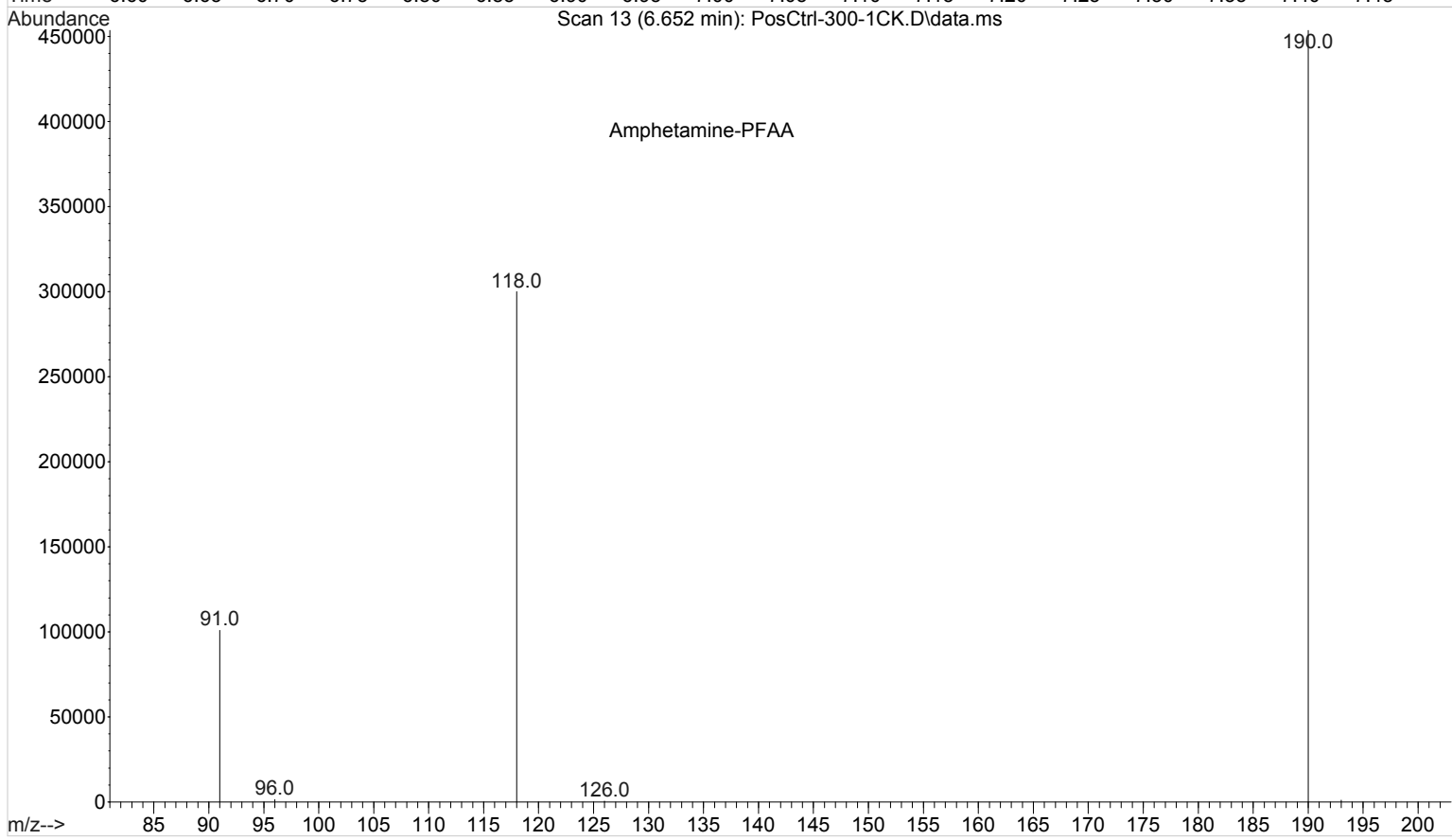
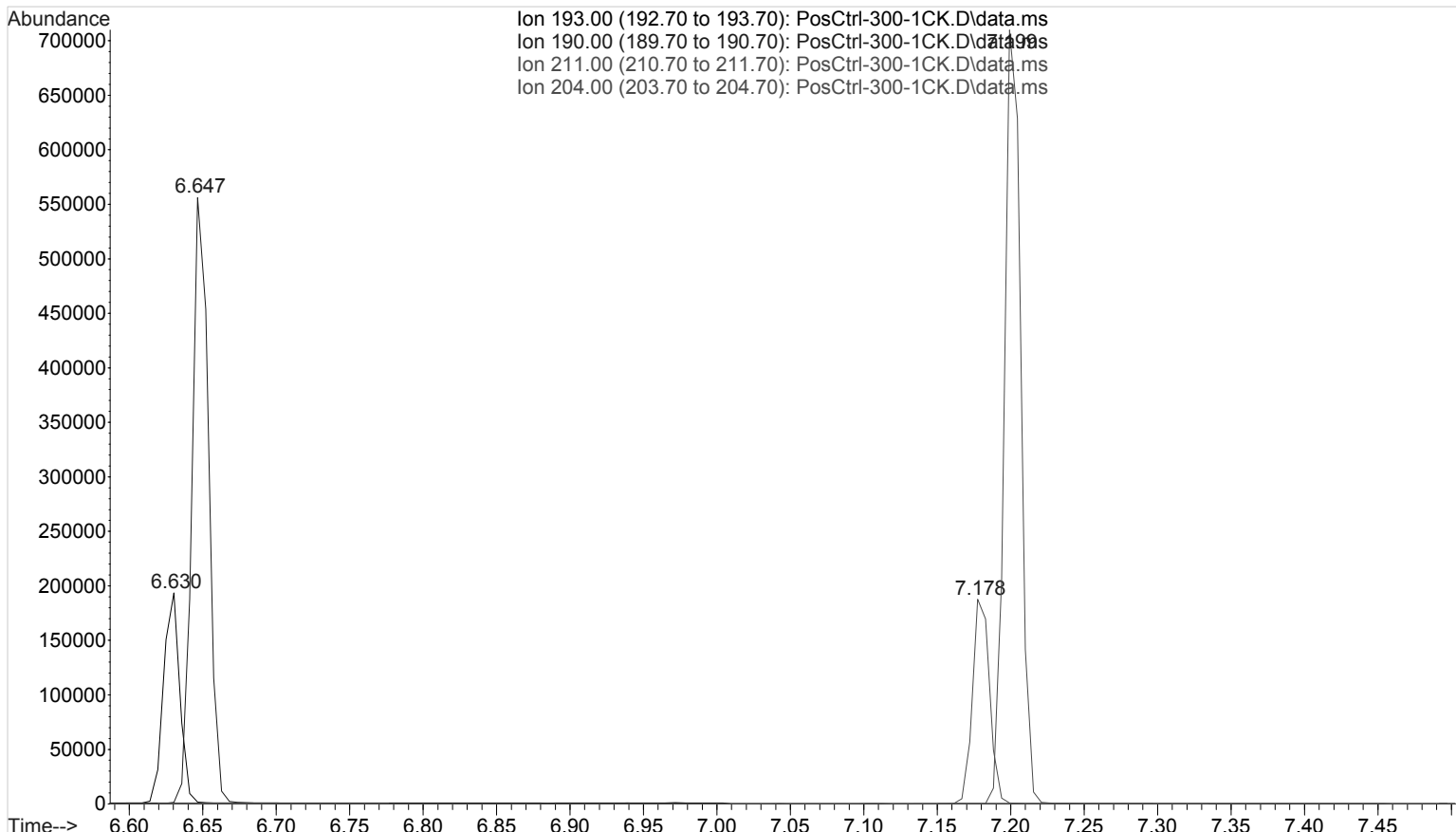
File : I:\Instrument Data\Pocatello\Probie\CDS\2016\011416AM\PosCtr
... 1-300-1FS.D
Operator : Pocatello Laboratory
Instrument : Probie
Acquired : 14 Jan 2016 8:51 using AcqMethod A-M-FS.M
Sample Name: Positive Control - 300 ng
Misc Info : Analytical Method 3.10.2



File : I:\Instrument Data\Pocatello\Probie\CDS\2016\011416AM\PosCtr
... 1-300-1CK.D
Operator : Pocatello Laboratory
Instrument : Probie
Acquired : 14 Jan 2016 9:07 using AcqMethod A-M.M
Sample Name: Positive Control - 300 ng
Misc Info : Analytical Method 3.10.2

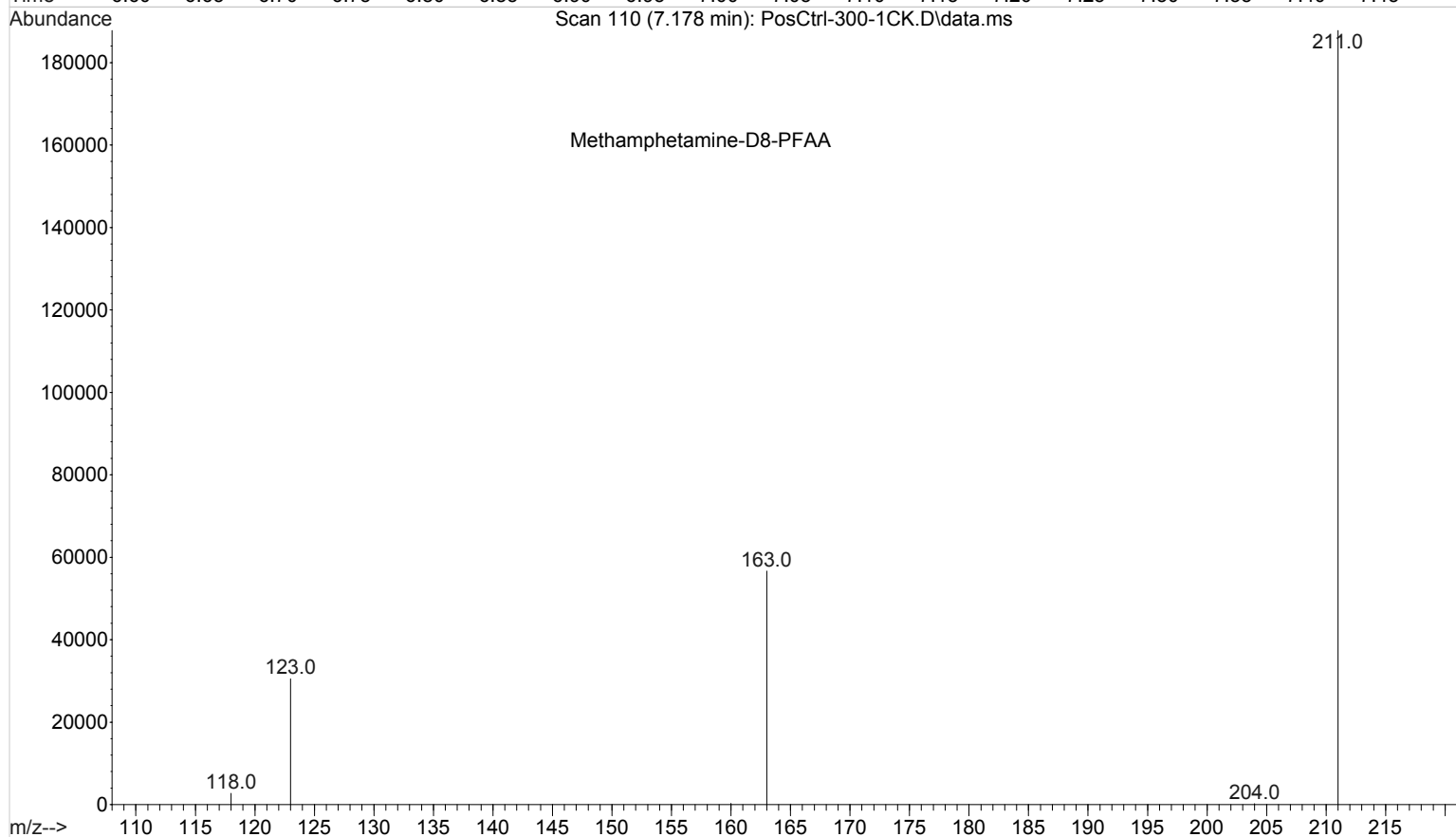
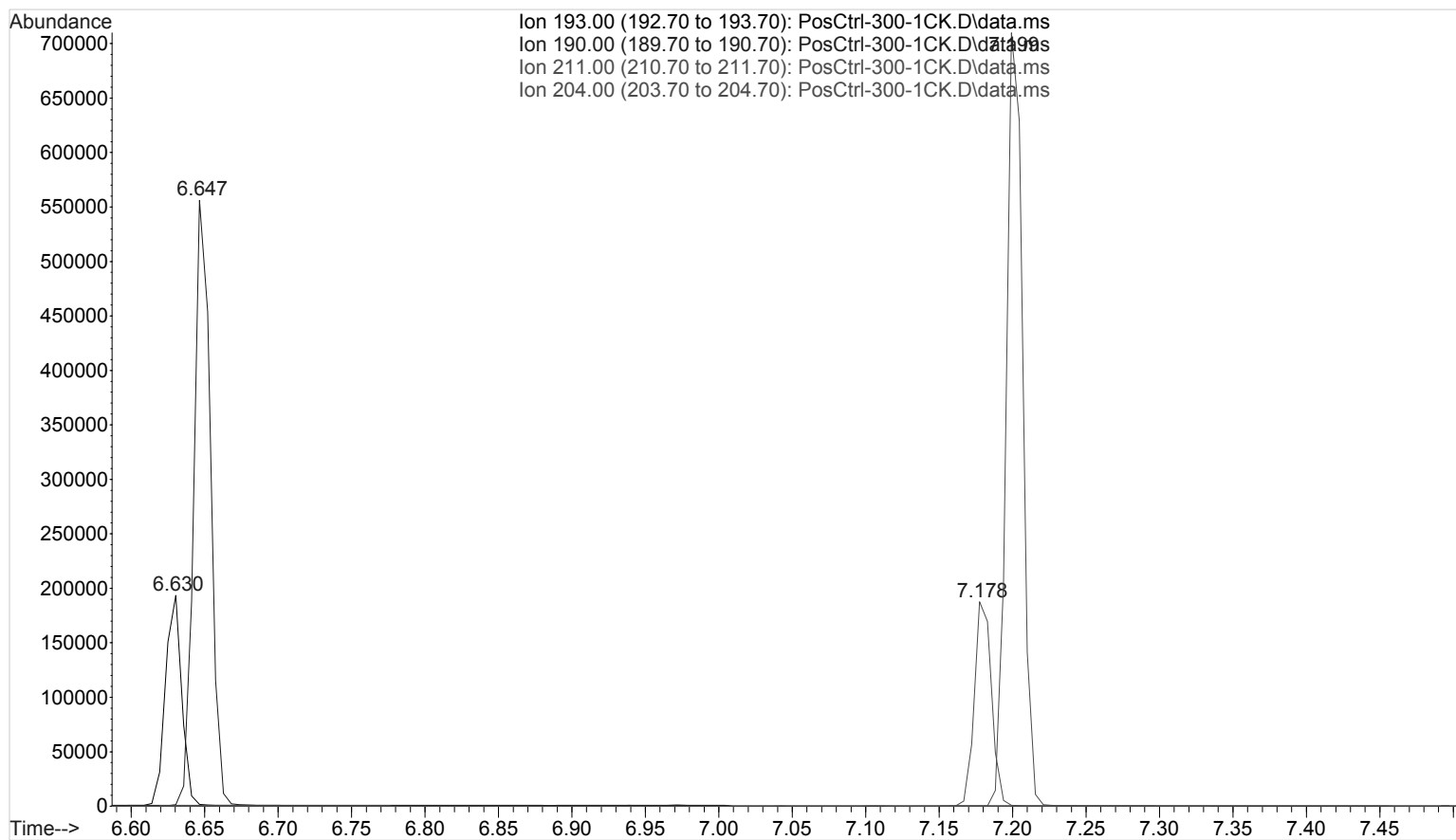


File : I:\Instrument Data\Pocatello\Probie\CDS\2016\011416AM\PosCtr
... 1-300-1CK.D
Operator : Pocatello Laboratory
Instrument : Probie
Acquired : 14 Jan 2016 9:07 using AcqMethod A-M.M
Sample Name: Positive Control - 300 ng
Misc Info : Analytical Method 3.10.2

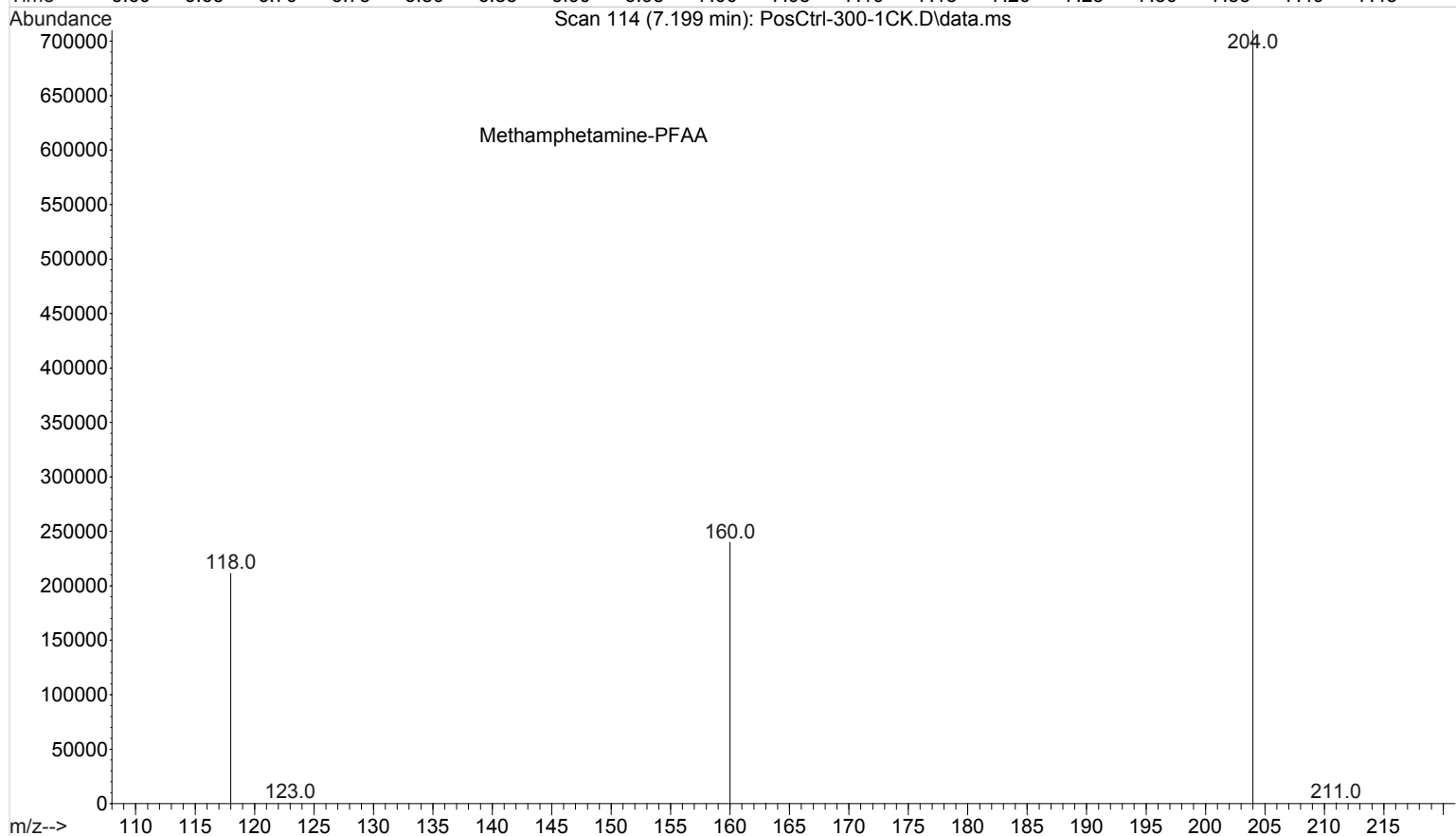
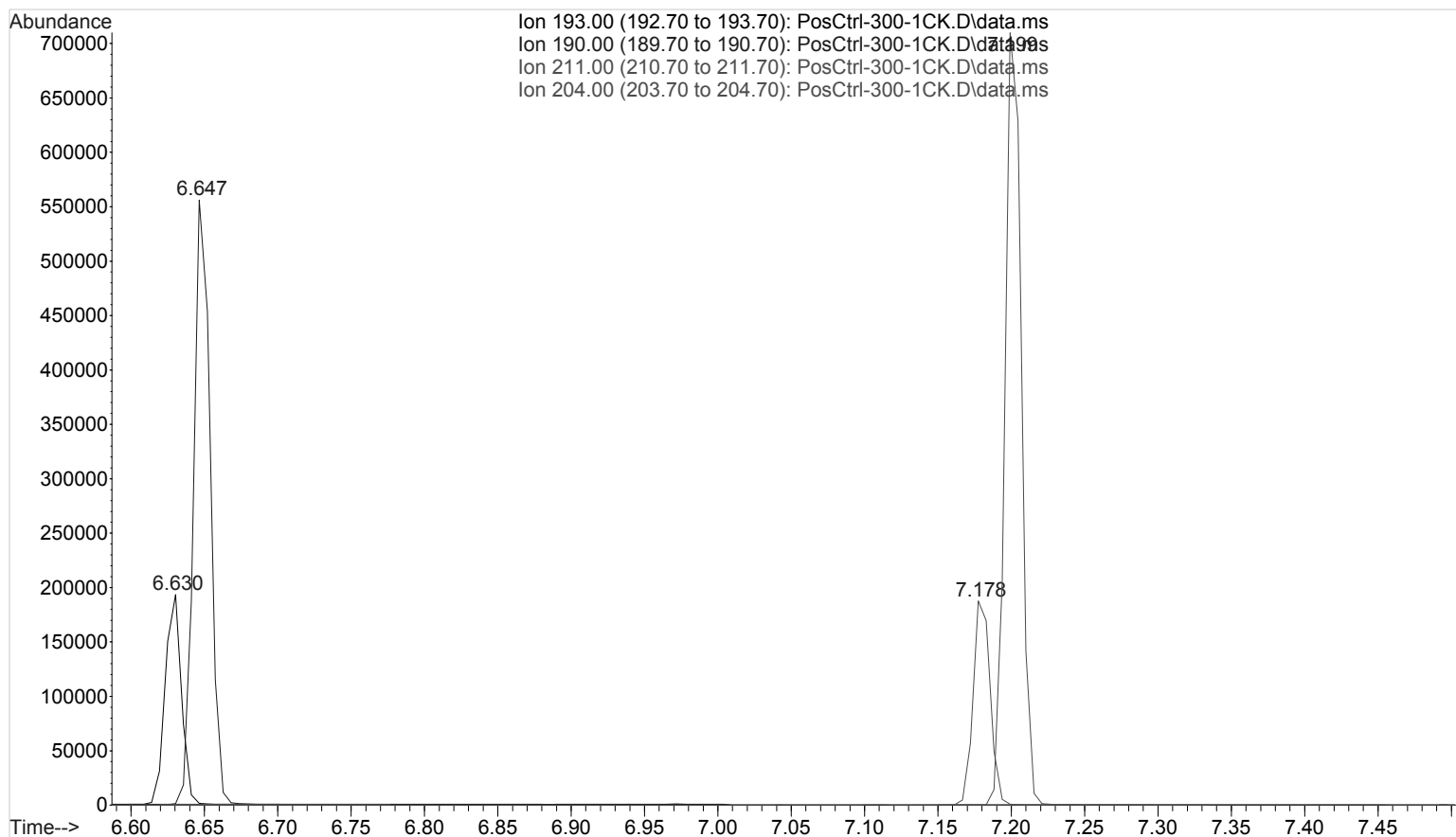


File : I:\Instrument Data\Pocatello\Probie\CDS\2016\011416AM\PosCtr
... 1-300-1CK.D
Operator : Pocatello Laboratory
Instrument : Probie
Acquired : 14 Jan 2016 9:07 using AcqMethod A-M.M
Sample Name: Positive Control - 300 ng
Misc Info : Analytical Method 3.10.2

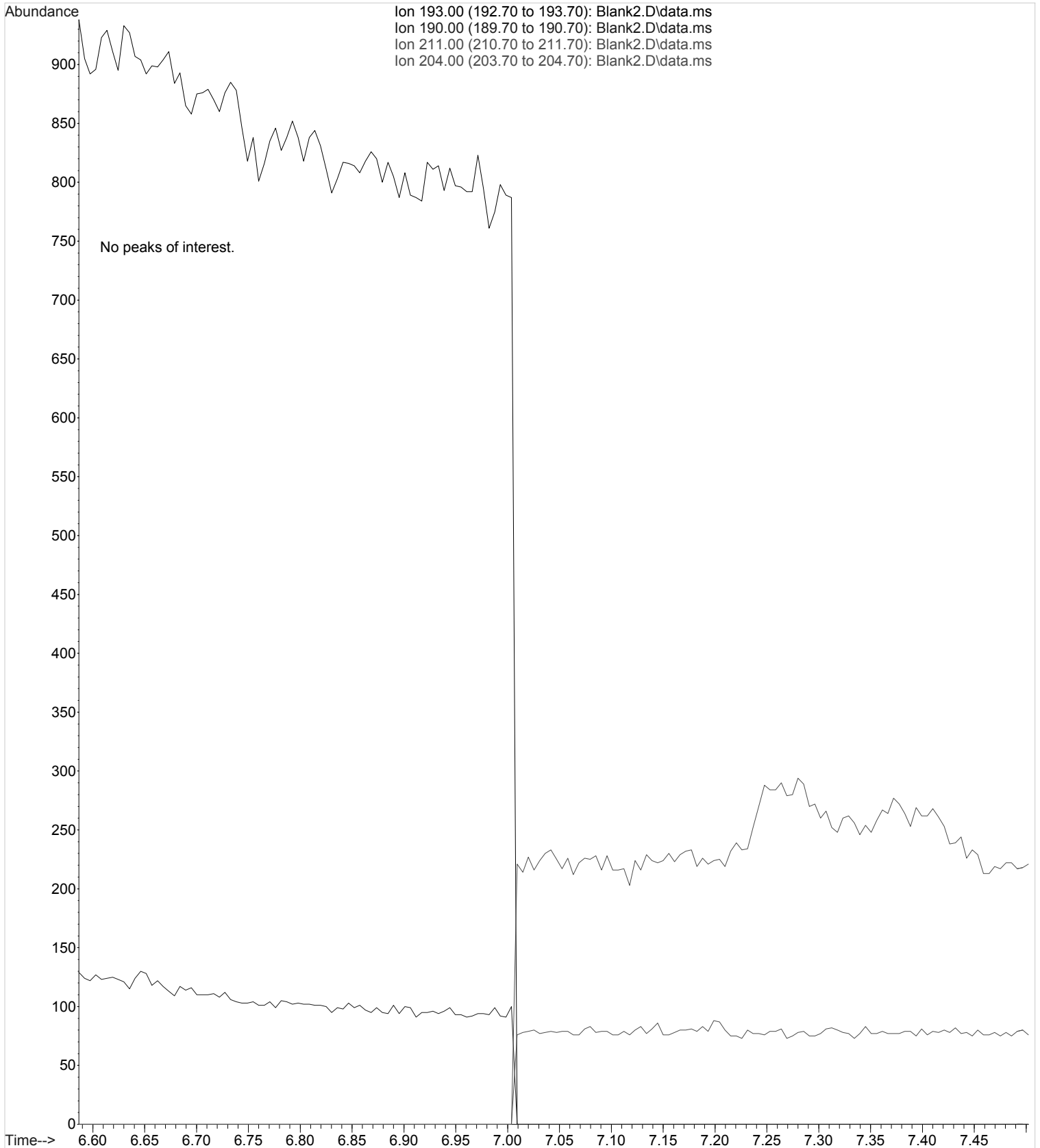
9



File : I:\Instrument Data\Pocatello\Probie\CDS\2016\011416AM\PosCtr
... 1-300-1CK.D
Operator : Pocatello Laboratory
Instrument : Probie
Acquired : 14 Jan 2016 9:07 using AcqMethod A-M.M
Sample Name: Positive Control - 300 ng
Misc Info : Analytical Method 3.10.2



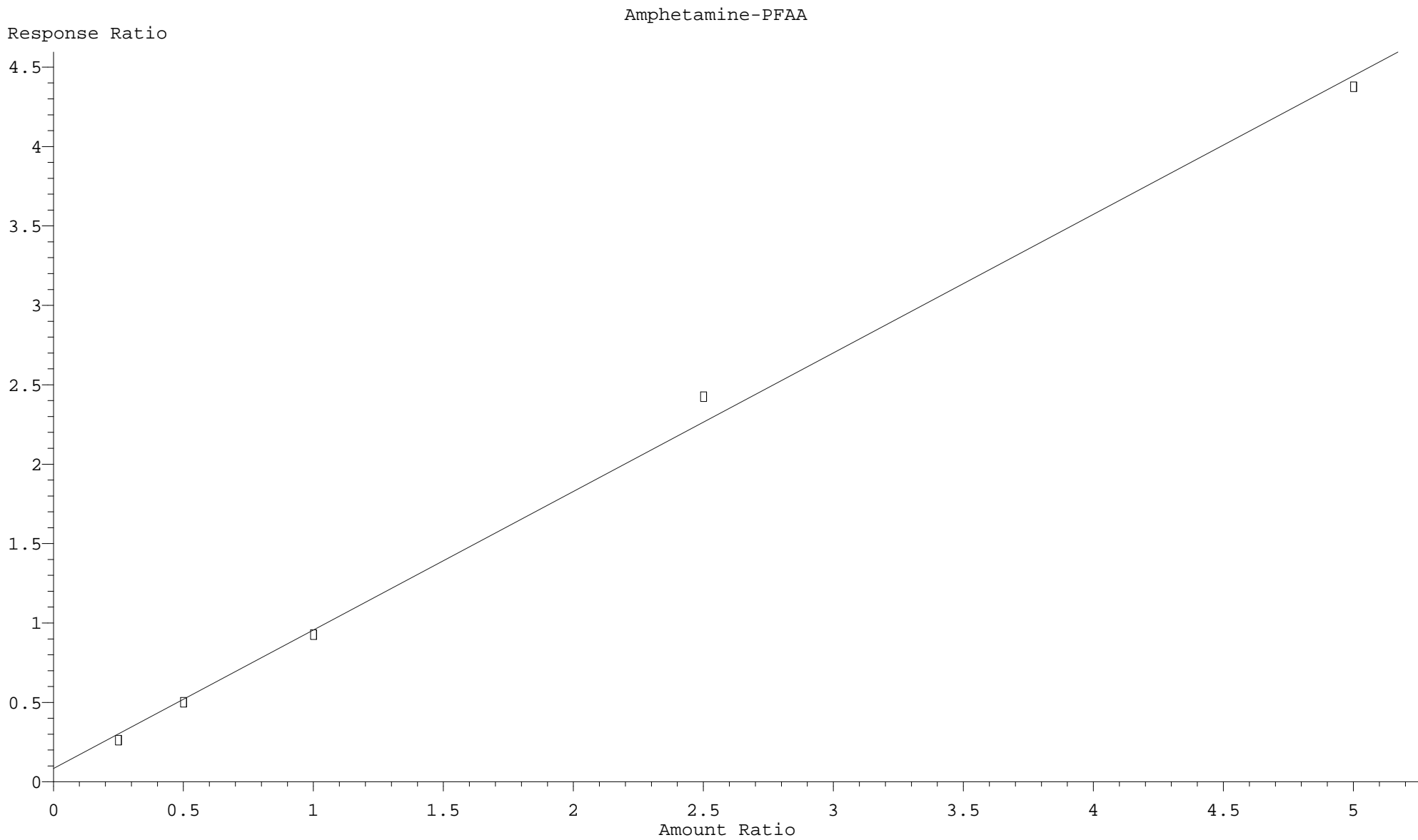
File :I:\Instrument Data\Pocatello\Probie\CDS\2016\011416AM\Blank2
... .D
Operator : Pocatello Laboratory
Instrument : Probie
Acquired : 14 Jan 2016 9:23 using AcqMethod A-M.M
Sample Name: Pre-run Solvent Blank
Misc Info : CHCl3



LvLID	Amount (ratio)	Response (ratio)	Data File
3	100.0000	120758.000000	I:\Instrument Data\Pocatello\Probie\CDS\2016\011416AM\LV3CAL.D
1	100.0000	25792.000000	I:\Instrument Data\Pocatello\Probie\CDS\2016\011416AM\LV1CAL.D
2	100.0000	30697.000000	I:\Instrument Data\Pocatello\Probie\CDS\2016\011416AM\LV2CAL.D
4	100.0000	119689.000000	I:\Instrument Data\Pocatello\Probie\CDS\2016\011416AM\LV4CAL.D
5	100.0000	152630.000000	I:\Instrument Data\Pocatello\Probie\CDS\2016\011416AM\LV5CAL.D

Internal Standard

LvLID	Amount (ratio)	Response (ratio)	bias (%)	Data File
3	1.0000	0.925636	-3.19	I:\Instrument Data\Pocatello\Probie\CDS\2016\011416AM\LV3CAL.D
1	0.2500	0.261787	-13.28	I:\Instrument Data\Pocatello\Probie\CDS\2016\011416AM\LV1CAL.D
2	0.5000	0.500570	-3.73	I:\Instrument Data\Pocatello\Probie\CDS\2016\011416AM\LV2CAL.D
4	2.5000	2.424291	7.06	I:\Instrument Data\Pocatello\Probie\CDS\2016\011416AM\LV4CAL.D
5	5.0000	4.375352	-1.57	I:\Instrument Data\Pocatello\Probie\CDS\2016\011416AM\LV5CAL.D



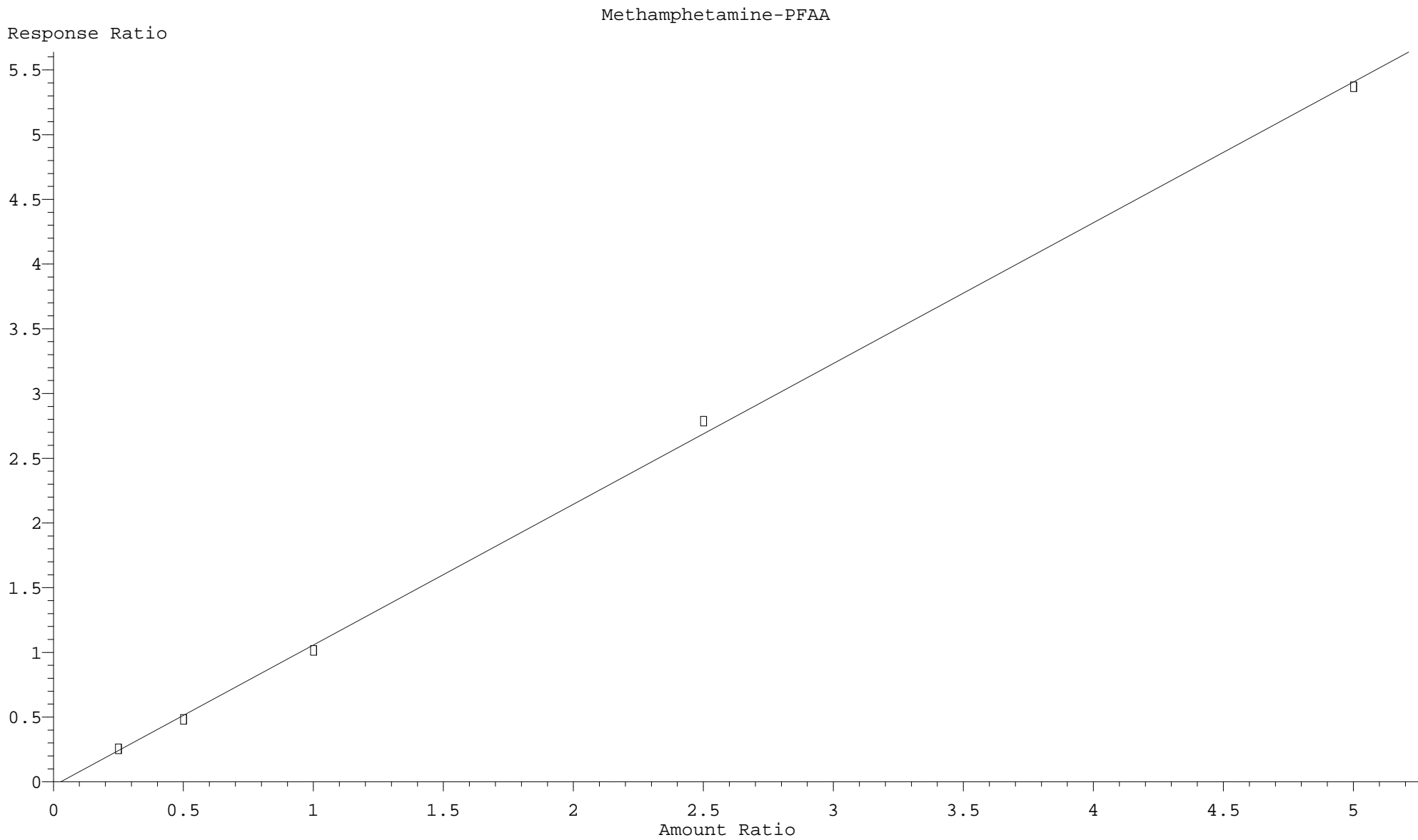
$$\text{Resp Ratio} = 8.723e-001 * \text{Amt} + 8.381e-002$$

$$\text{Coef of Det (r}^2\text{)} = 0.997174 \quad \text{Curve Fit: Linear}$$

LvLID	Amount (ratio)	Response (ratio)	Data File
3	100.0000	141233.000000	I:\Instrument Data\Pocatello\Probie\CDS\2016\011416AM\LV3CAL.D
1	100.0000	37573.000000	I:\Instrument Data\Pocatello\Probie\CDS\2016\011416AM\LV1CAL.D
2	100.0000	44786.000000	I:\Instrument Data\Pocatello\Probie\CDS\2016\011416AM\LV2CAL.D
4	100.0000	128354.000000	I:\Instrument Data\Pocatello\Probie\CDS\2016\011416AM\LV4CAL.D
5	100.0000	148847.000000	I:\Instrument Data\Pocatello\Probie\CDS\2016\011416AM\LV5CAL.D

Internal Standard

LvLID	Amount (ratio)	Response (ratio)	bias (%)	Data File
3	1.0000	1.014841	-3.97	I:\Instrument Data\Pocatello\Probie\CDS\2016\011416AM\LV3CAL.D
1	0.2500	0.254012	5.36	I:\Instrument Data\Pocatello\Probie\CDS\2016\011416AM\LV1CAL.D
2	0.5000	0.482338	-5.97	I:\Instrument Data\Pocatello\Probie\CDS\2016\011416AM\LV2CAL.D
4	2.5000	2.785772	3.63	I:\Instrument Data\Pocatello\Probie\CDS\2016\011416AM\LV4CAL.D
5	5.0000	5.368943	-0.70	I:\Instrument Data\Pocatello\Probie\CDS\2016\011416AM\LV5CAL.D



$$\text{Resp Ratio} = 1.088e+000 * \text{Amt} - 3.080e-002$$

$$\text{Coef of Det (r}^2\text{)} = 0.999243 \quad \text{Curve Fit: Linear}$$

Data Path : I:\Instrument Data\Pocatello\Probie\CDS\2016\011416AM\
 Data File : NegCtrl.D
 Acq On : 14 Jan 2016 9:39
 Operator : Pocatello Laboratory
 Sample : Negative Control - UTAK Lot B0689
 Misc : Analytical Method 3.10.2
 ALS Vial : 1 Sample Multiplier: 1

Quant Time: Jan 14 14:09:29 2016
 Quant Method : C:\MyFiles\cshrum\Desktop\Methods\A-M.M
 Quant Title : Amphetamine & Methamphetamine
 QLast Update : Thu Jan 14 14:01:39 2016
 Response via : Initial Calibration


Compound	R.T.	QIon	Response	Conc	Units	Dev(Min)
Internal Standards						
1) Amphetamine-D8-PFAA	6.630	193	33761	100.00	ng/mL	0.00
3) Methamphetamine-D8-PFAA	7.177	211	45172	100.00	ng/mL	0.00
Target Compounds						
2) Amphetamine-PFAA	6.652	190	567	Below Cal	#	29
4) Methamphetamine-PFAA	7.199	204	997	4.86	ng/mL *	95

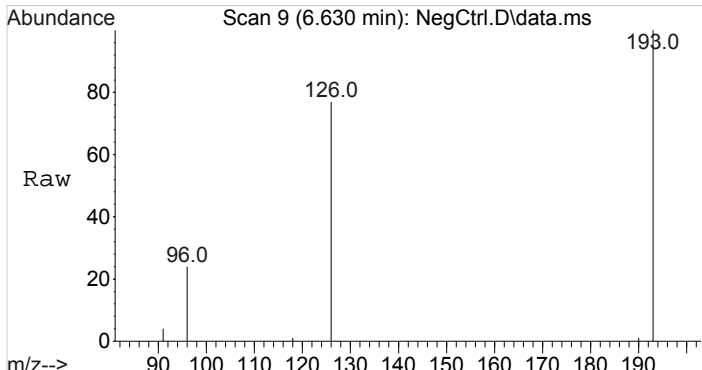
(#) = qualifier out of range (m) = manual integration (+) = signals summed

*None detected

Data Path : I:\Instrument Data\Pocatello\Probie\CDS\2016\011416AM\
Data File : NegCtrl.D
Acq On : 14 Jan 2016 9:39
Operator : Pocatello Laboratory
Sample : Negative Control - UTAK Lot B0689
Misc : Analytical Method 3.10.2
ALS Vial : 1 Sample Multiplier: 1

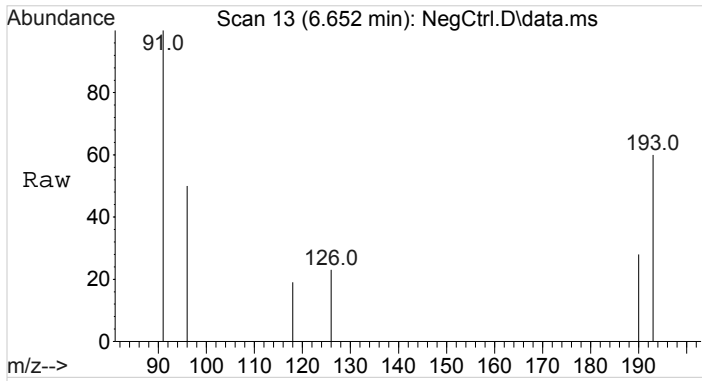
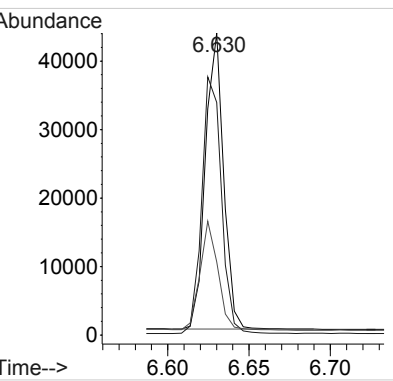
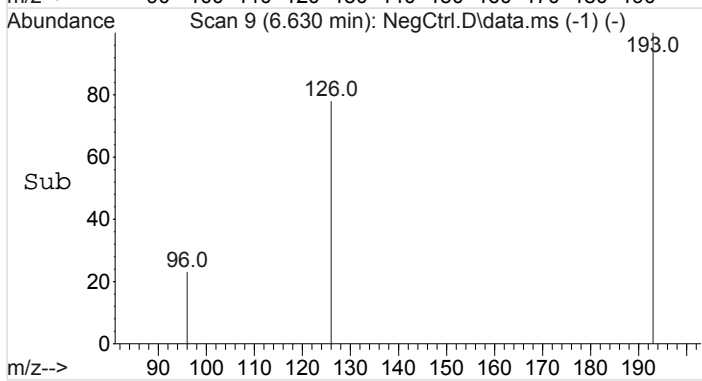
Quant Time: Jan 14 14:09:29 2016
Quant Method : C:\MyFiles\cshrum\Desktop\Methods\A-M.M
Quant Title : Amphetamine & Methamphetamine
QLast Update : Thu Jan 14 14:01:39 2016
Response via : Initial Calibration





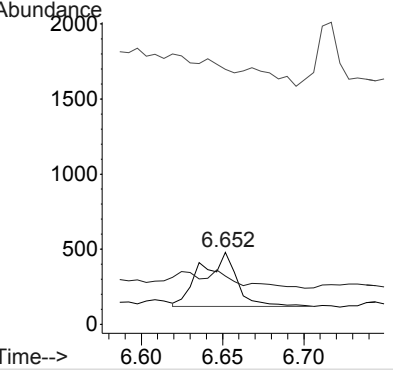
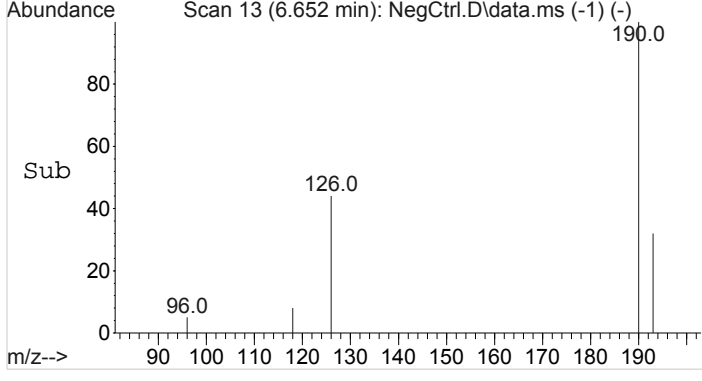
#1
Amphetamine-D8-PFAA
Concen: 100.00 ng/mL
RT: 6.630 min Scan# 9
Delta R.T. 0.000 min
Lab File: NegCtrl.D
Acq: 14 Jan 2016 9:39

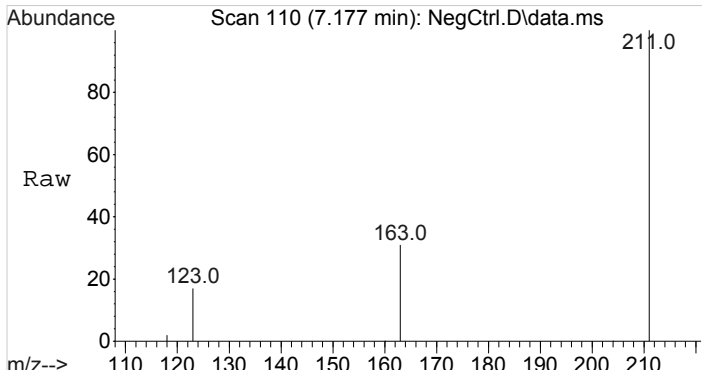
Tgt Ion	Resp	Lower	Upper
193	33761	100	100
126	93.1	73.4	110.0
96	36.7	28.7	43.1



#2
Amphetamine-PFAA
Concen: Below Cal
RT: 6.652 min Scan# 13
Delta R.T. 0.005 min
Lab File: NegCtrl.D
Acq: 14 Jan 2016 9:39

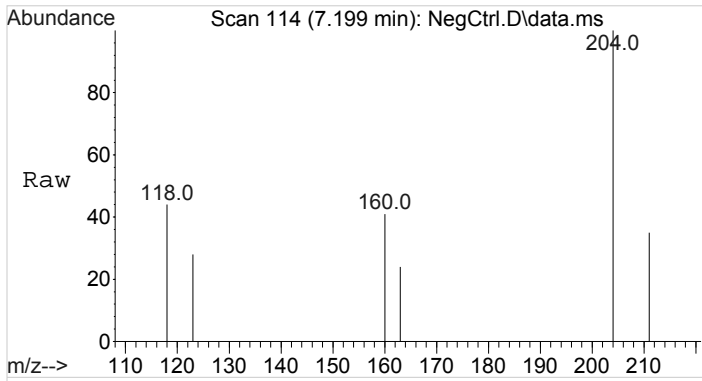
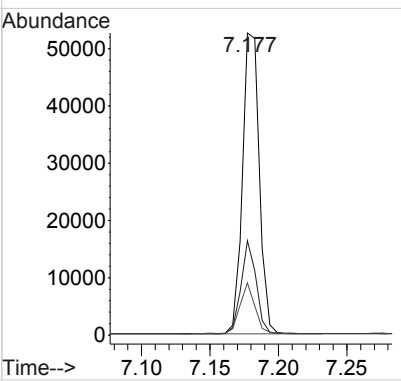
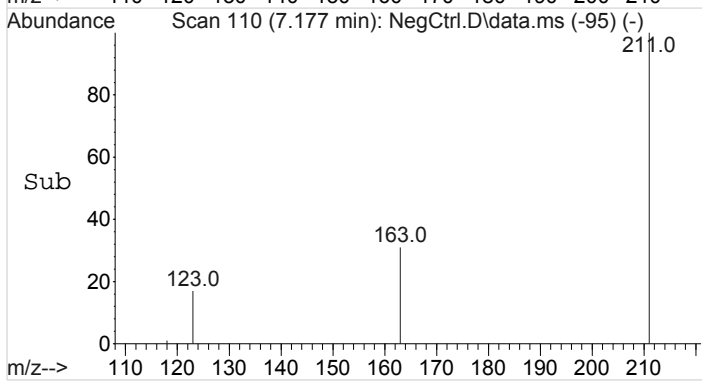
Tgt Ion	Resp	Lower	Upper
190	567	100	100
118	0.0	72.7	109.1#
91	30.7	36.6	54.8#





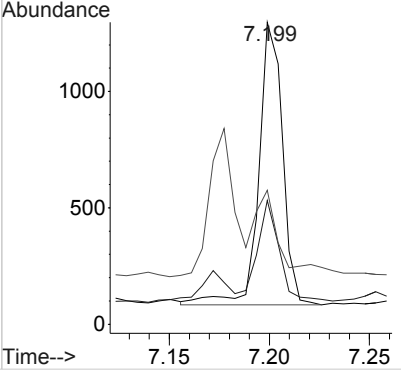
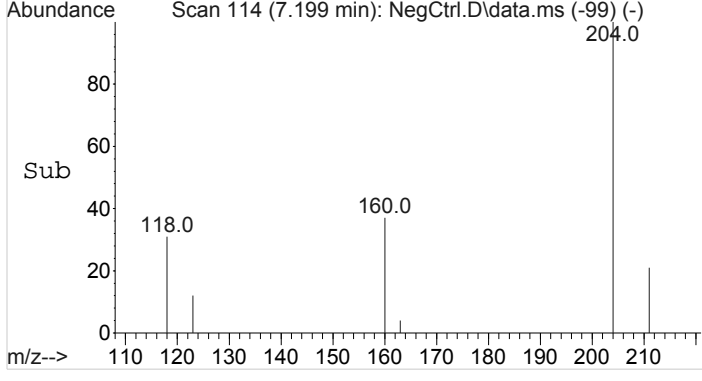
#3
Methamphetamine-D8-PFAA
Concen: 100.00 ng/mL
RT: 7.177 min Scan# 110
Delta R.T. -0.001 min
Lab File: NegCtrl.D
Acq: 14 Jan 2016 9:39

Tgt Ion	Resp	Lower	Upper
211	100		
163	27.4	22.4	33.6
123	15.2	12.3	18.5

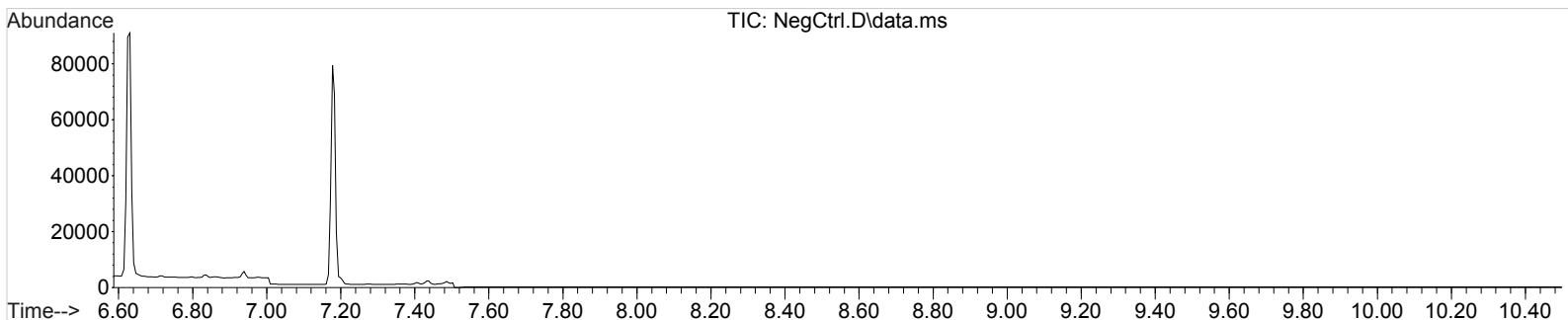


#4
Methamphetamine-PFAA
Concen: 4.86 ng/mL
RT: 7.199 min Scan# 114
Delta R.T. -0.000 min
Lab File: NegCtrl.D
Acq: 14 Jan 2016 9:39

Tgt Ion	Resp	Lower	Upper
204	100		
160	32.9	24.3	36.5
118	32.4	23.3	34.9

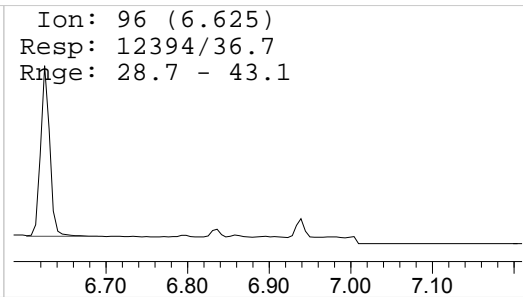
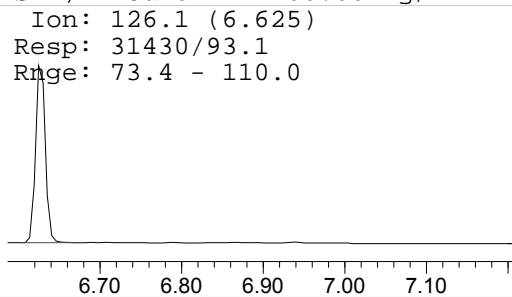
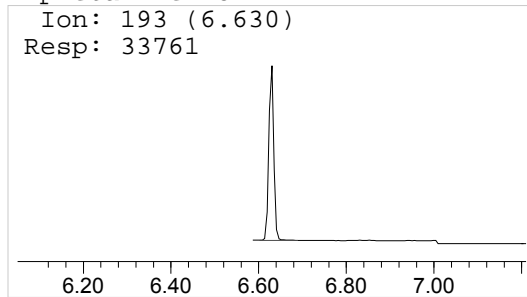


Data Path : I:\Instrument Data\Pocatello\Probie\CDS\2016\011416AM\
 Data File : NegCtrl.D
 Acq On : 14 Jan 2016 9:39
 Operator : Pocatello Laboratory
 Sample : Negative Control - UTAK Lot B0689
 Misc : Analytical Method 3.10.2
 ALS Vial : 1 Sample Multiplier: 1



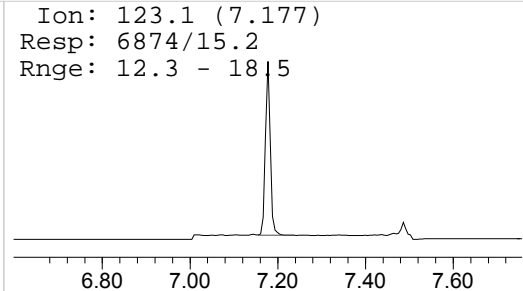
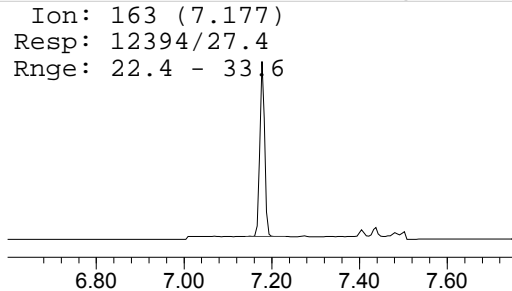
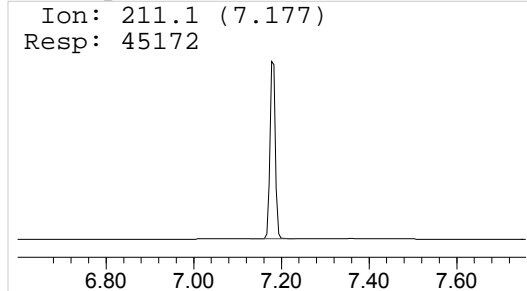
Amphetamine-D8-PFAA

(ISTD) Amount: 100.00 ng/mL



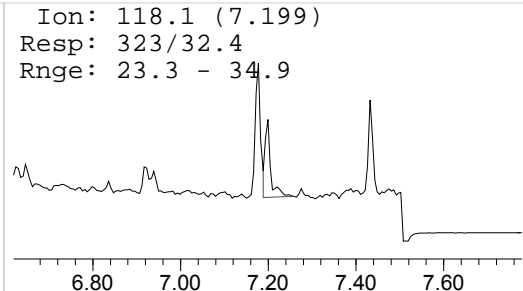
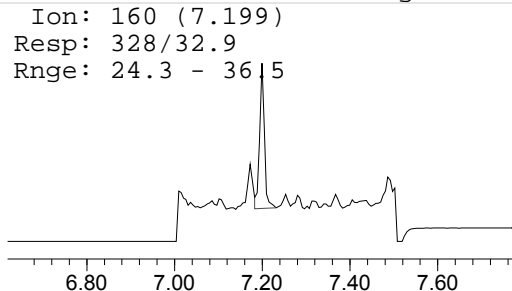
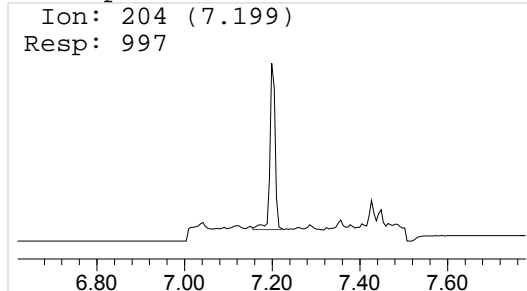
Methamphetamine-D8-PFAA

(ISTD) Amount: 100.00 ng/mL



Methamphetamine-PFAA

Amount: 4.86 ng/mL



Data Path : I:\Instrument Data\Pocatello\Probie\CDS\2016\011416AM\
 Data File : LV1CAL.D
 Acq On : 14 Jan 2016 9:55
 Operator : Pocatello Laboratory
 Sample : Level 1 Calibrator: 25ng
 Misc : Analytical Method 3.10.2
 ALS Vial : 2 Sample Multiplier: 1

Quant Time: Jan 14 14:12:02 2016
 Quant Method : C:\MyFiles\cshrum\Desktop\Methods\A-M.M
 Quant Title : Amphetamine & Methamphetamine
 QLast Update : Thu Jan 14 14:01:39 2016
 Response via : Initial Calibration

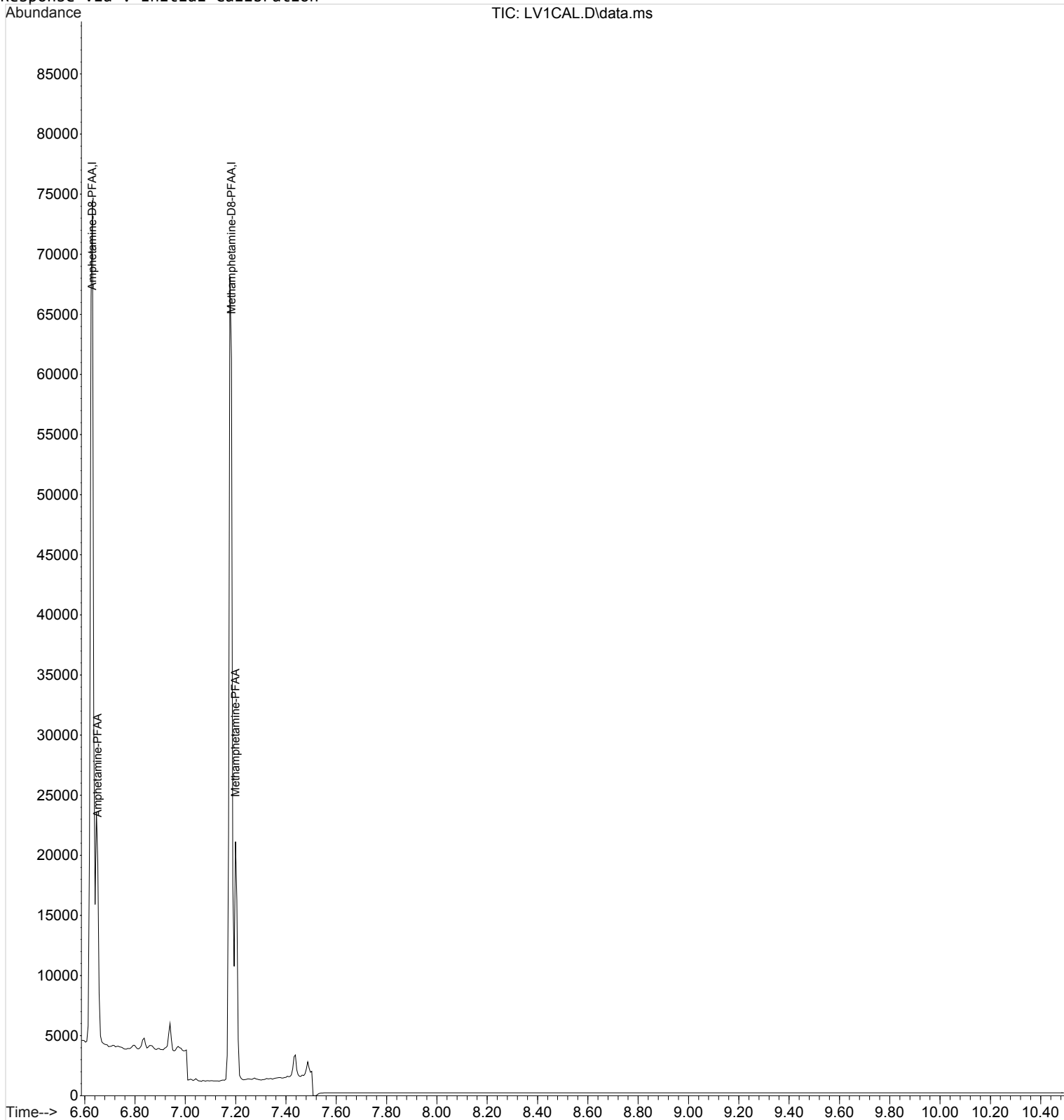
Compound	R.T.	QIon	Response	Conc	Units	Dev(Min)

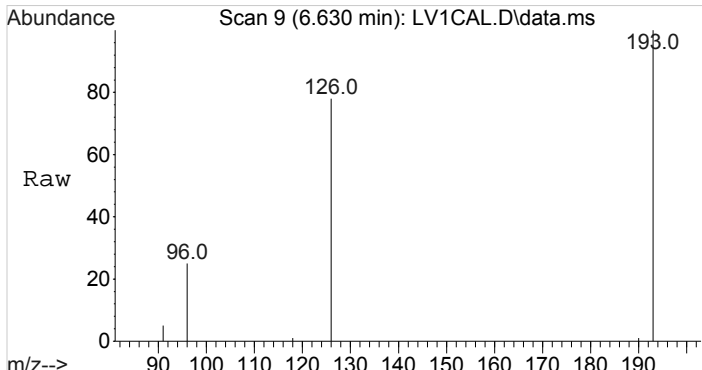
Internal Standards						
1) Amphetamine-D8-PFAA	6.630	193	25792	100.00	ng/mL	0.00
3) Methamphetamine-D8-PFAA	7.183	211	37573	100.00	ng/mL	0.00
Target Compounds						
						Qvalue
2) Amphetamine-PFAA	6.652	190	6752	20.40	ng/mL	97
4) Methamphetamine-PFAA	7.199	204	9544	26.19	ng/mL	93

(#) = qualifier out of range (m) = manual integration (+) = signals summed

Data Path : I:\Instrument Data\Pocatello\Probie\CDS\2016\011416AM\
Data File : LV1CAL.D
Acq On : 14 Jan 2016 9:55
Operator : Pocatello Laboratory
Sample : Level 1 Calibrator: 25ng
Misc : Analytical Method 3.10.2
ALS Vial : 2 Sample Multiplier: 1

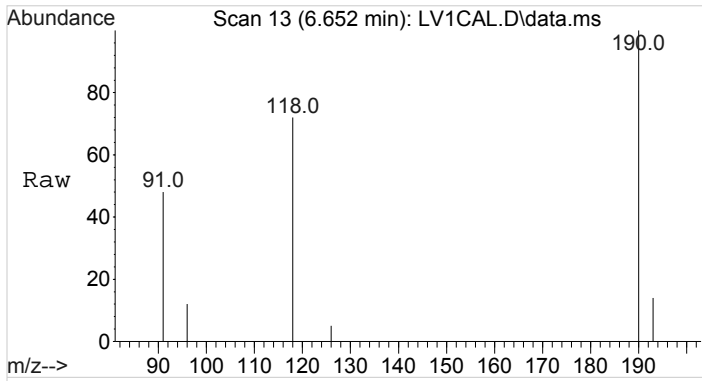
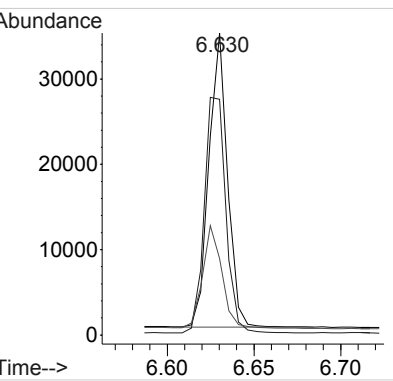
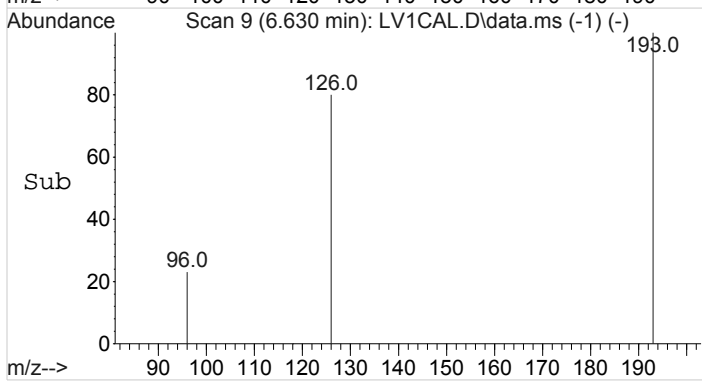
Quant Time: Jan 14 14:12:02 2016
Quant Method : C:\MyFiles\cshrum\Desktop\Methods\A-M.M
Quant Title : Amphetamine & Methamphetamine
QLast Update : Thu Jan 14 14:01:39 2016
Response via : Initial Calibration





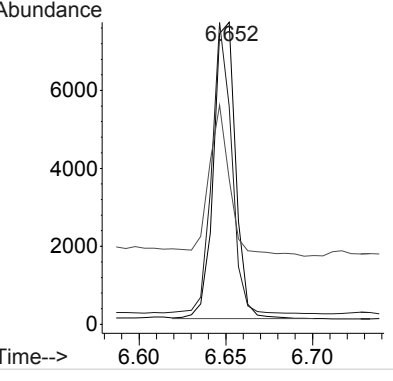
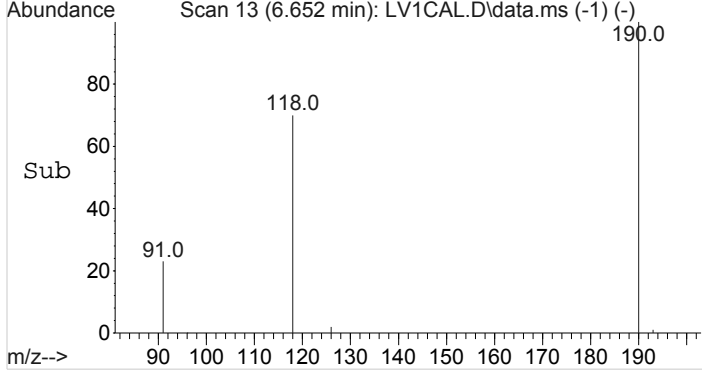
#1
Amphetamine-D8-PFAA
Concen: 100.00 ng/mL
RT: 6.630 min Scan# 9
Delta R.T. 0.000 min
Lab File: LV1CAL.D
Acq: 14 Jan 2016 9:55

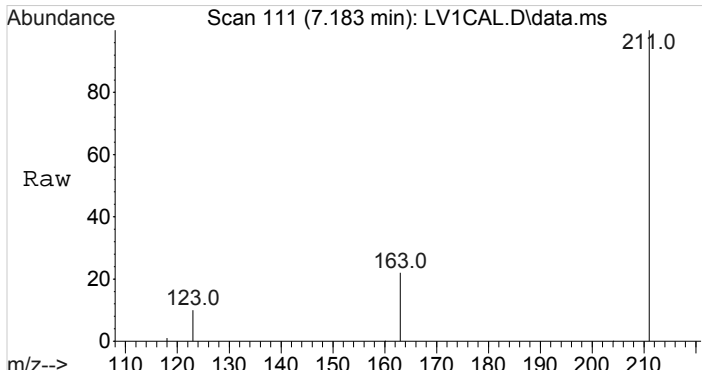
Tgt Ion	Resp	Lower	Upper
193	25792	100	100
126	92.7	73.4	110.0
96	36.7	28.7	43.1



#2
Amphetamine-PFAA
Concen: 20.40 ng/mL
RT: 6.652 min Scan# 13
Delta R.T. 0.005 min
Lab File: LV1CAL.D
Acq: 14 Jan 2016 9:55

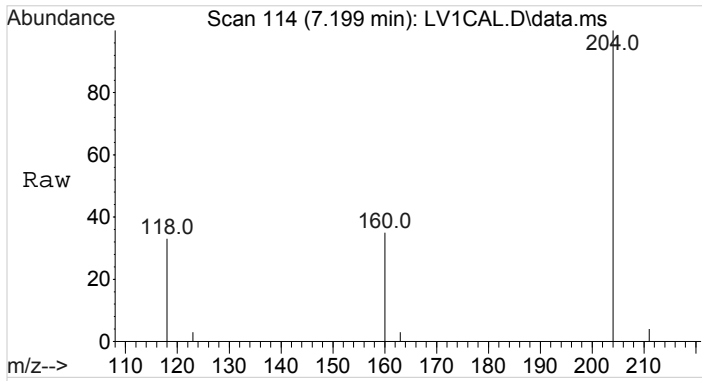
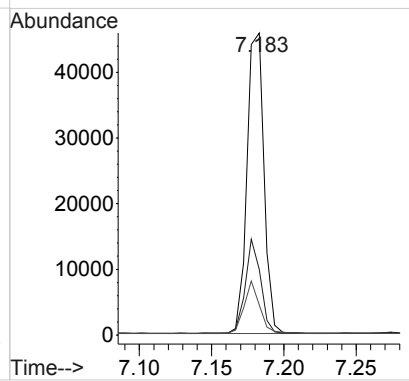
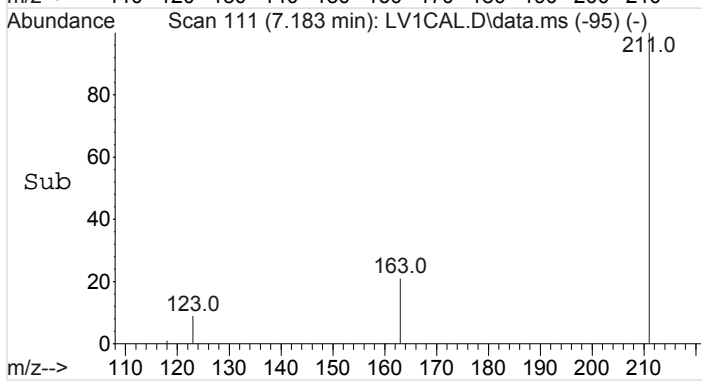
Tgt Ion	Resp	Lower	Upper
190	6752	100	100
118	87.5	72.7	109.1
91	47.8	36.6	54.8





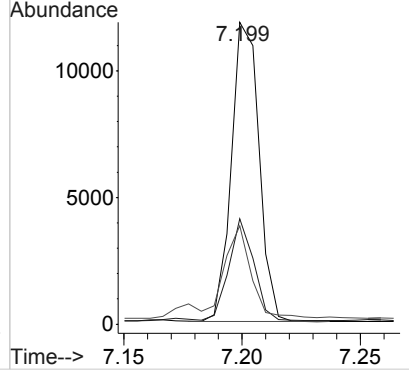
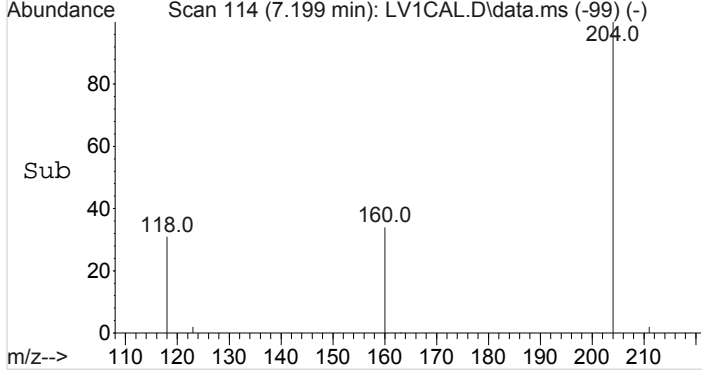
#3
 Methamphetamine-D8-PFAA
 Concen: 100.00 ng/mL
 RT: 7.183 min Scan# 111
 Delta R.T. 0.005 min
 Lab File: LV1CAL.D
 Acq: 14 Jan 2016 9:55

Tgt Ion	Resp	Lower	Upper
211	100		
163	27.9	22.4	33.6
123	15.9	12.3	18.5

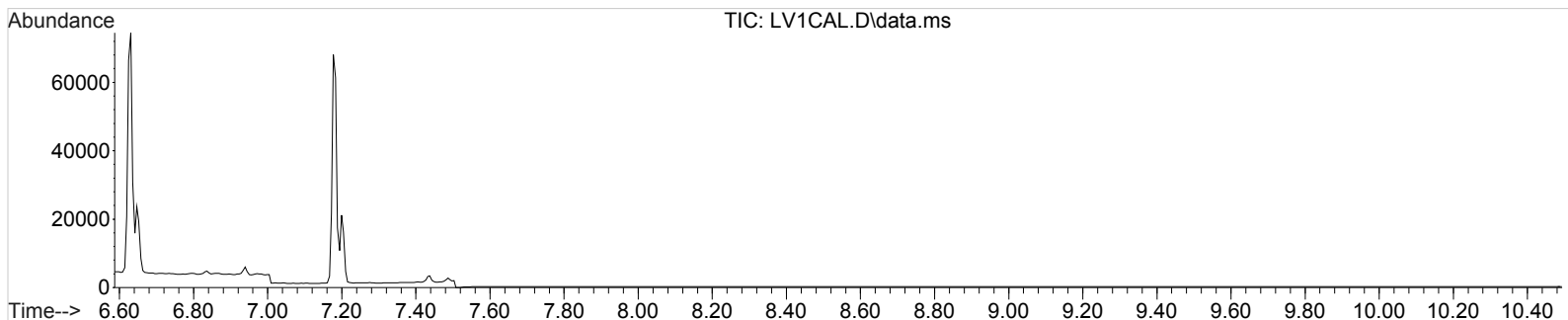


#4
 Methamphetamine-PFAA
 Concen: 26.19 ng/mL
 RT: 7.199 min Scan# 114
 Delta R.T. 0.000 min
 Lab File: LV1CAL.D
 Acq: 14 Jan 2016 9:55

Tgt Ion	Resp	Lower	Upper
204	100		
160	32.8	24.3	36.5
118	34.1	23.3	34.9

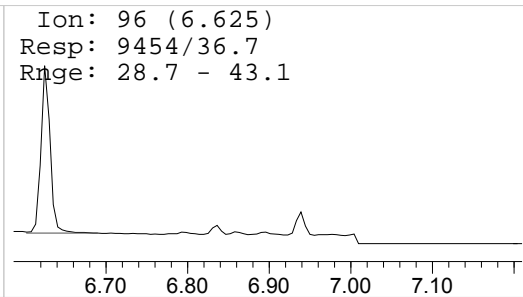
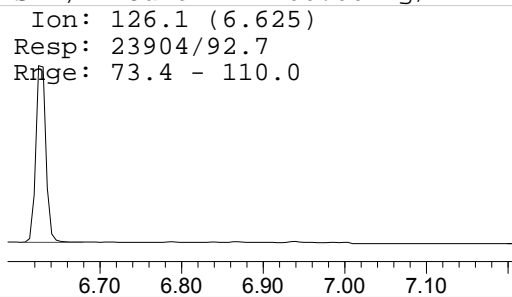
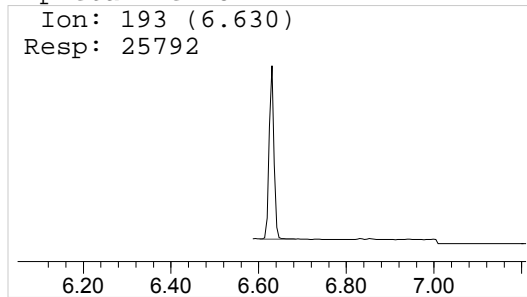


Data Path : I:\Instrument Data\Pocatello\Probie\CDS\2016\011416AM\
 Data File : LV1CAL.D
 Acq On : 14 Jan 2016 9:55
 Operator : Pocatello Laboratory
 Sample : Level 1 Calibrator: 25ng
 Misc : Analytical Method 3.10.2
 ALS Vial : 2 Sample Multiplier: 1



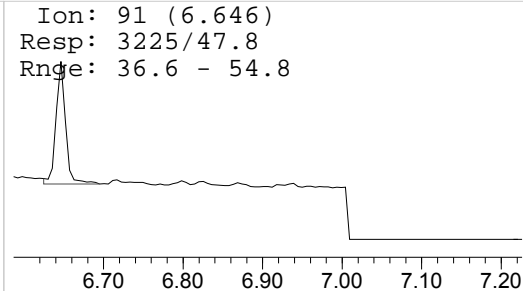
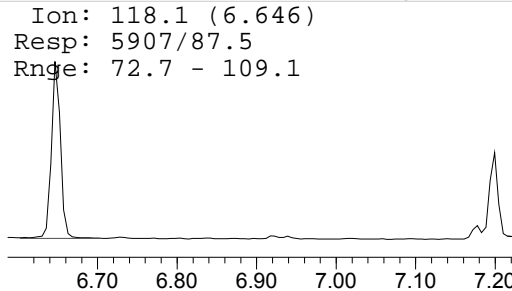
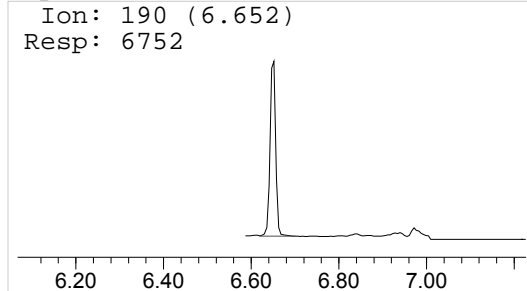
Amphetamine-D8-PFAA

(ISTD) Amount: 100.00 ng/mL



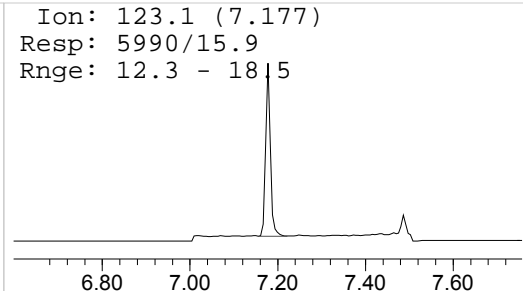
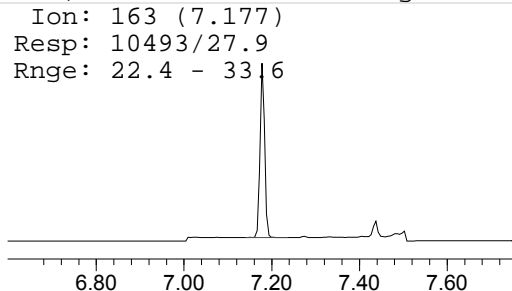
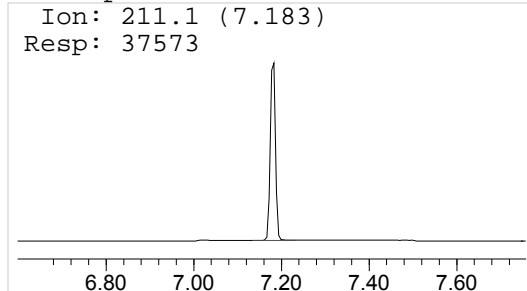
Amphetamine-PFAA

Amount: 20.40 ng/mL



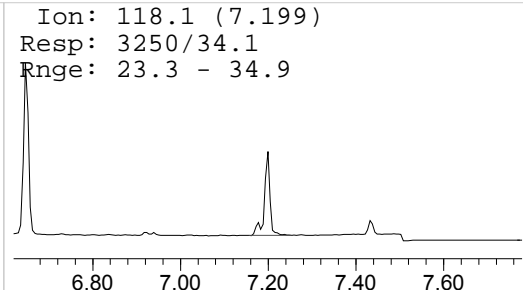
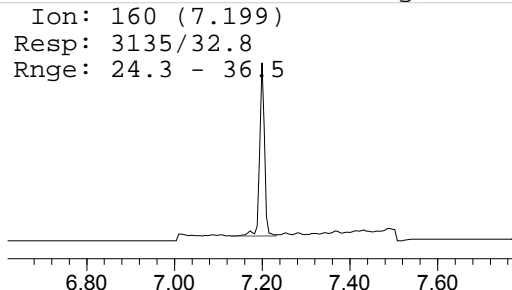
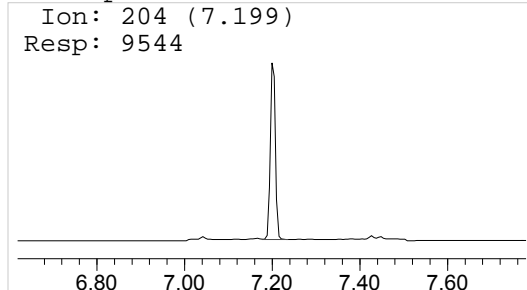
Methamphetamine-D8-PFAA

(ISTD) Amount: 100.00 ng/mL



Methamphetamine-PFAA

Amount: 26.19 ng/mL



Data Path : I:\Instrument Data\Pocatello\Probie\CDS\2016\011416AM\
 Data File : LV2CAL.D
 Acq On : 14 Jan 2016 10:11
 Operator : Pocatello Laboratory
 Sample : Level 2 Calibrator: 50ng
 Misc : Analytical Method 3.10.2
 ALS Vial : 3 Sample Multiplier: 1

Quant Time: Jan 14 14:14:33 2016
 Quant Method : C:\MyFiles\cshrum\Desktop\Methods\A-M.M
 Quant Title : Amphetamine & Methamphetamine
 QLast Update : Thu Jan 14 14:01:39 2016
 Response via : Initial Calibration

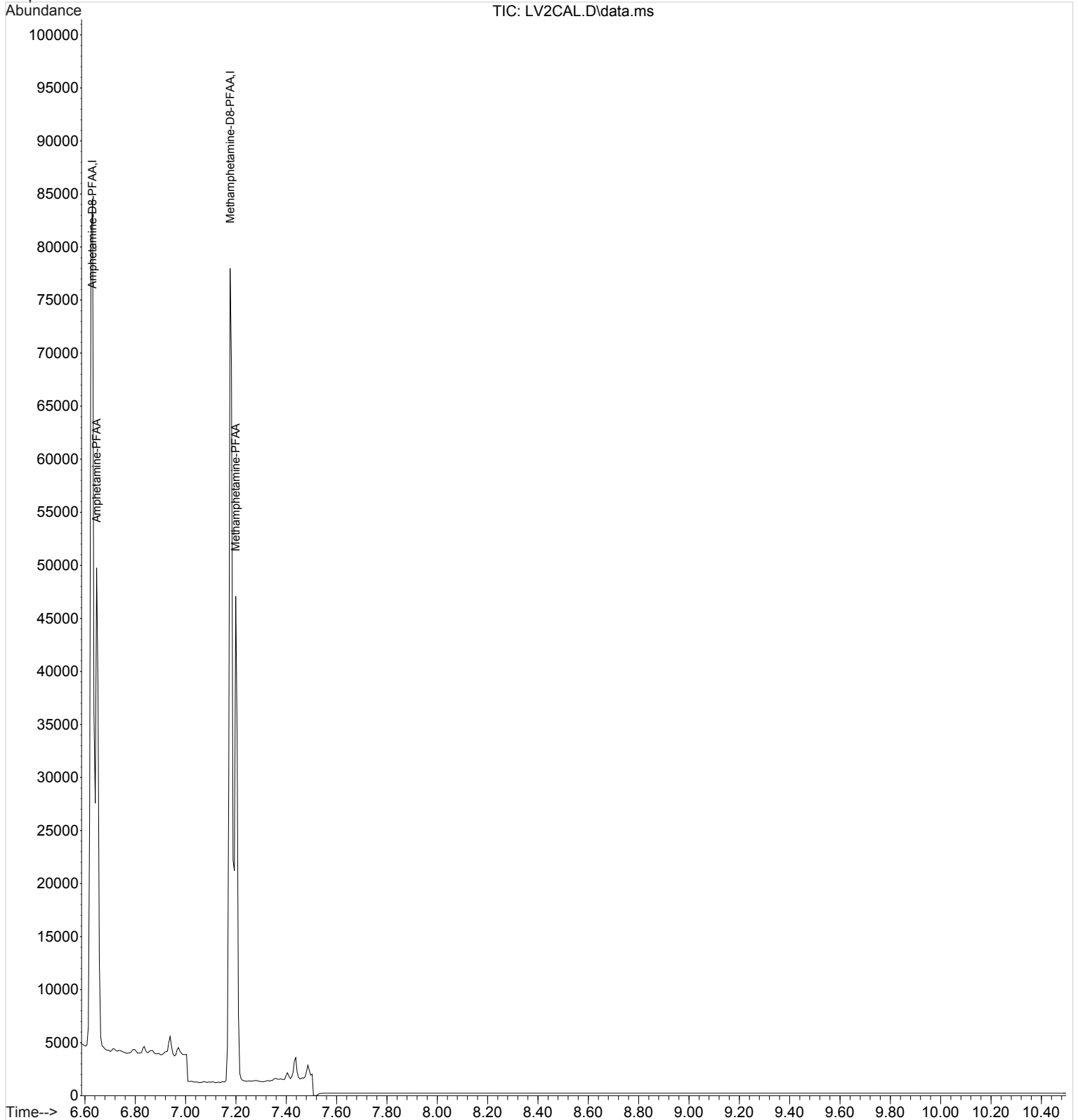
Compound	R.T.	QIon	Response	Conc	Units	Dev(Min)

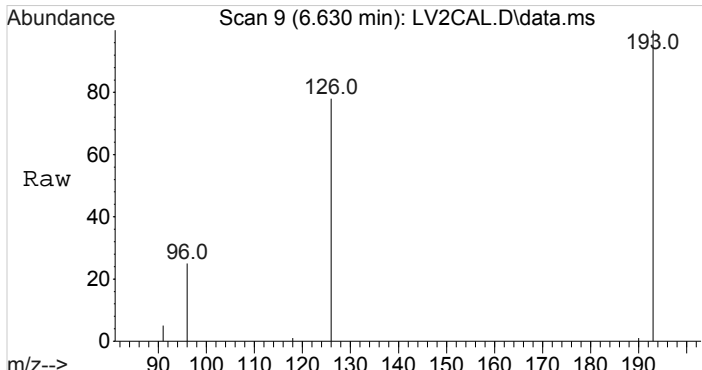
Internal Standards						
1) Amphetamine-D8-PFAA	6.630	193	30697	100.00	ng/mL	0.00
3) Methamphetamine-D8-PFAA	7.177	211	44786	100.00	ng/mL	0.00
Target Compounds						
						Qvalue
2) Amphetamine-PFAA	6.646	190	15361	47.76	ng/mL	98
4) Methamphetamine-PFAA	7.199	204	21602	47.18	ng/mL	97

(#) = qualifier out of range (m) = manual integration (+) = signals summed

Data Path : I:\Instrument Data\Pocatello\Probie\CDS\2016\011416AM\
Data File : LV2CAL.D
Acq On : 14 Jan 2016 10:11
Operator : Pocatello Laboratory
Sample : Level 2 Calibrator: 50ng
Misc : Analytical Method 3.10.2
ALS Vial : 3 Sample Multiplier: 1

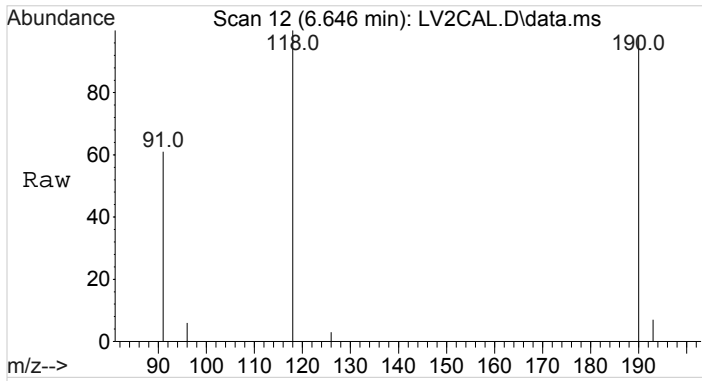
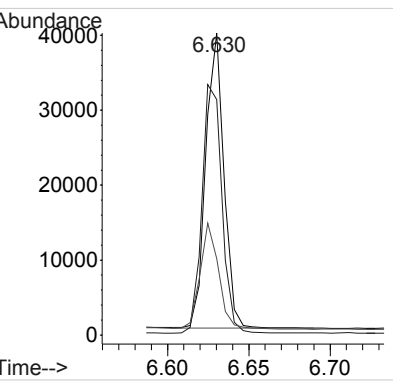
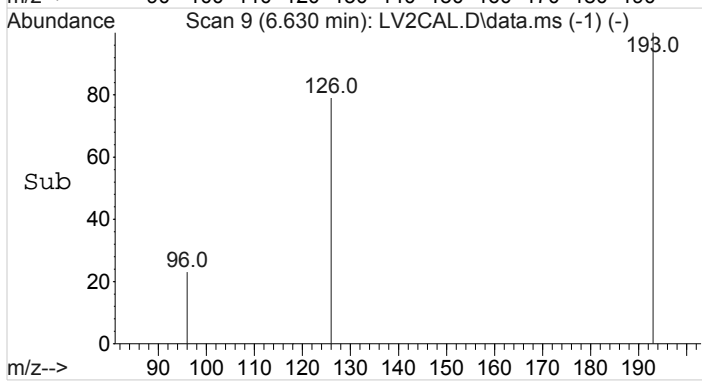
Quant Time: Jan 14 14:14:33 2016
Quant Method : C:\MyFiles\cshrum\Desktop\Methods\A-M.M
Quant Title : Amphetamine & Methamphetamine
QLast Update : Thu Jan 14 14:01:39 2016
Response via : Initial Calibration





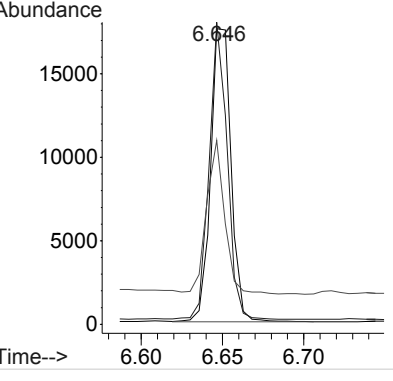
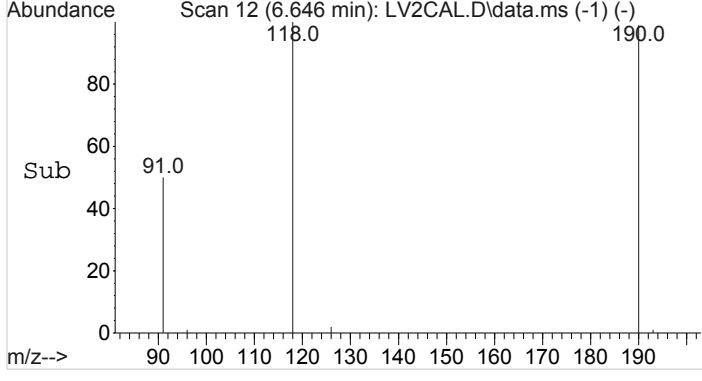
#1
Amphetamine-D8-PFAA
Concen: 100.00 ng/mL
RT: 6.630 min Scan# 9
Delta R.T. 0.000 min
Lab File: LV2CAL.D
Acq: 14 Jan 2016 10:11

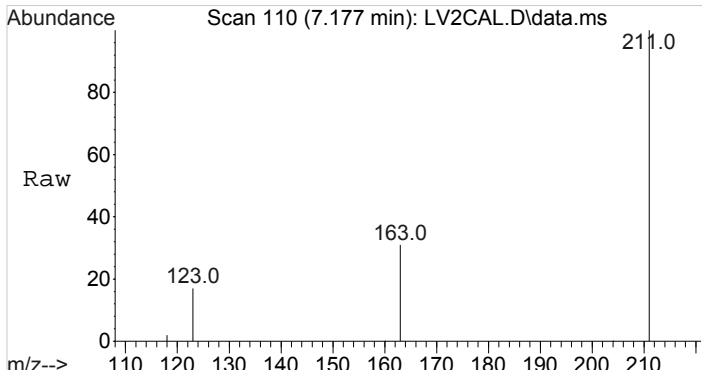
Tgt Ion	Resp	Lower	Upper
193	30697	100	100
126	92.3	73.4	110.0
96	37.0	28.7	43.1



#2
Amphetamine-PFAA
Concen: 47.76 ng/mL
RT: 6.646 min Scan# 12
Delta R.T. -0.001 min
Lab File: LV2CAL.D
Acq: 14 Jan 2016 10:11

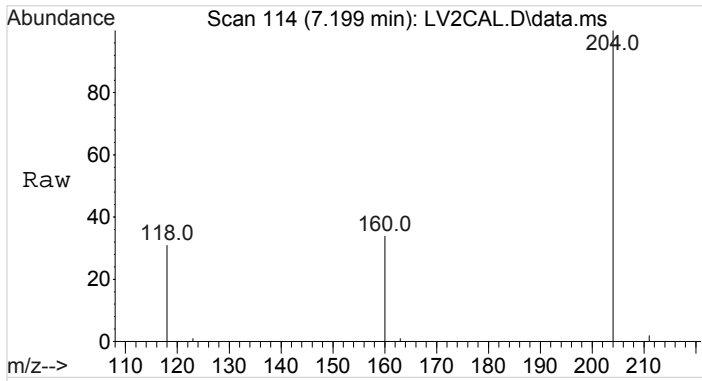
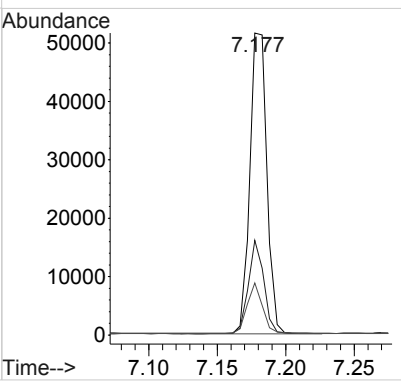
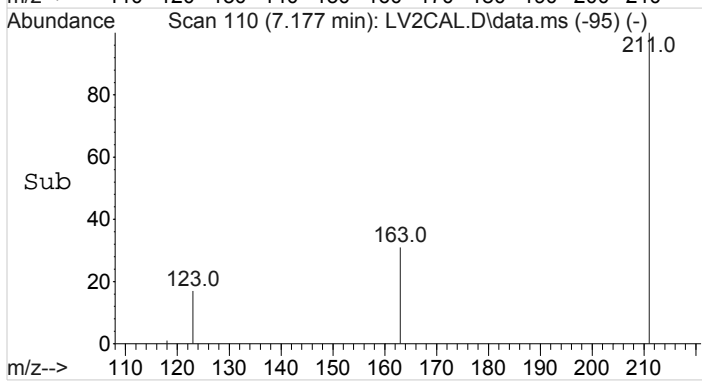
Tgt Ion	Resp	Lower	Upper
190	15361	100	100
118	89.3	72.7	109.1
91	47.0	36.6	54.8





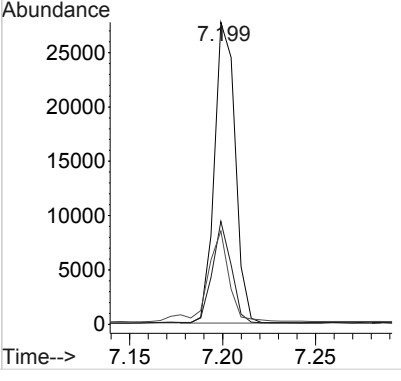
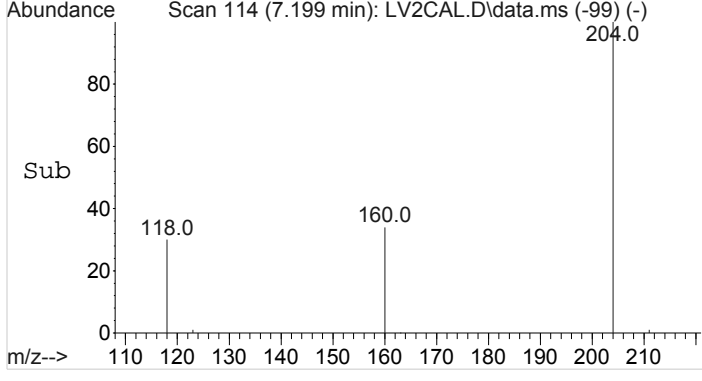
#3
Methamphetamine-D8-PFAA
Concen: 100.00 ng/mL
RT: 7.177 min Scan# 110
Delta R.T. -0.001 min
Lab File: LV2CAL.D
Acq: 14 Jan 2016 10:11

Tgt Ion	Resp	Lower	Upper
211	100		
163	27.7	22.4	33.6
123	15.3	12.3	18.5

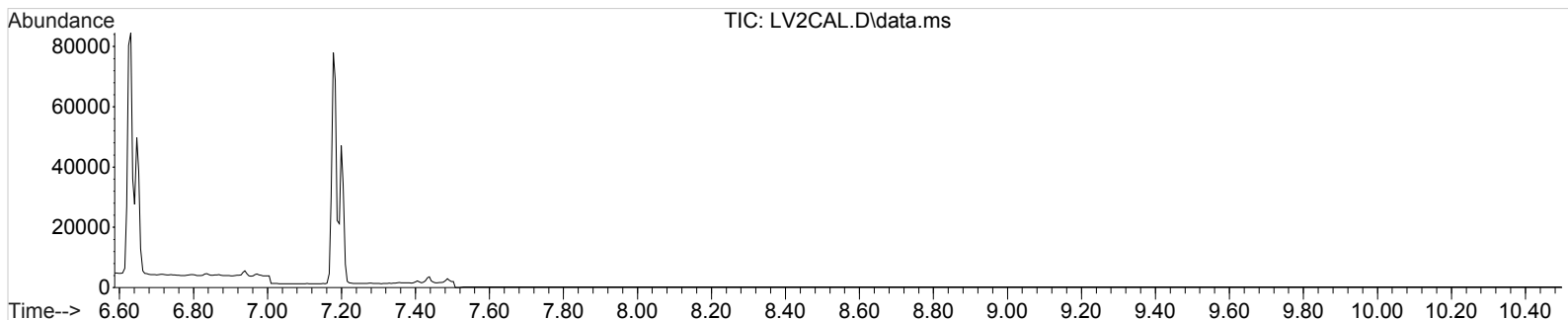


#4
Methamphetamine-PFAA
Concen: 47.18 ng/mL
RT: 7.199 min Scan# 114
Delta R.T. 0.000 min
Lab File: LV2CAL.D
Acq: 14 Jan 2016 10:11

Tgt Ion	Resp	Lower	Upper
204	100		
160	31.3	24.3	36.5
118	31.6	23.3	34.9

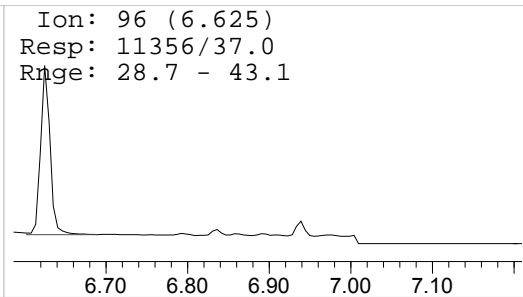
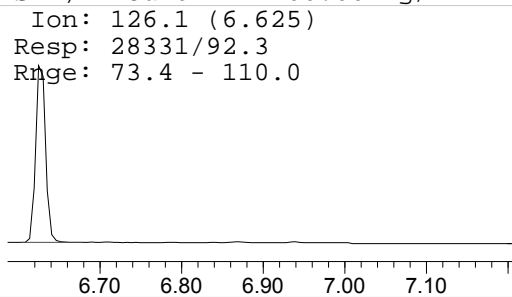
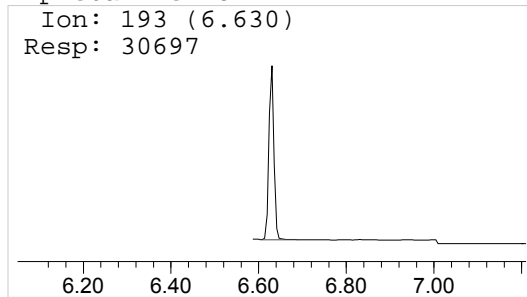


Data Path : I:\Instrument Data\Pocatello\Probie\CDS\2016\011416AM\
 Data File : LV2CAL.D
 Acq On : 14 Jan 2016 10:11
 Operator : Pocatello Laboratory
 Sample : Level 2 Calibrator: 50ng
 Misc : Analytical Method 3.10.2
 ALS Vial : 3 Sample Multiplier: 1



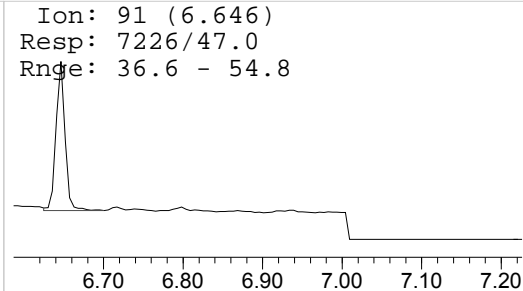
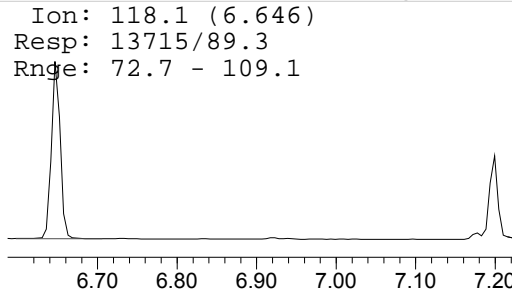
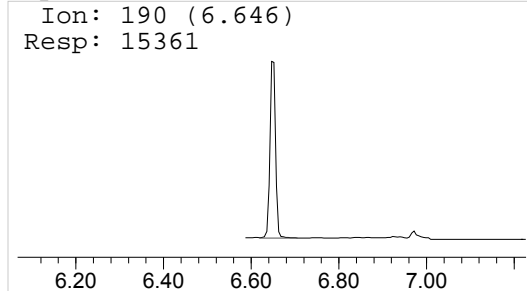
Amphetamine-D8-PFAA

(ISTD) Amount: 100.00 ng/mL



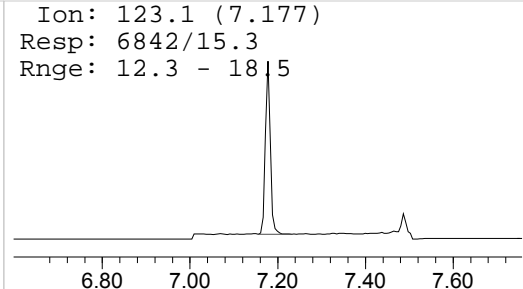
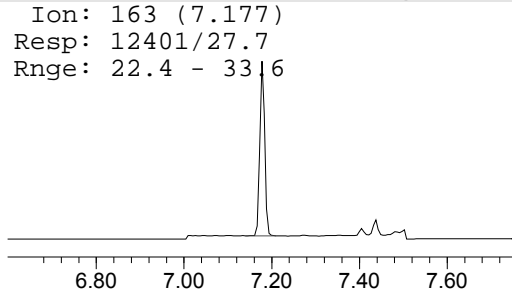
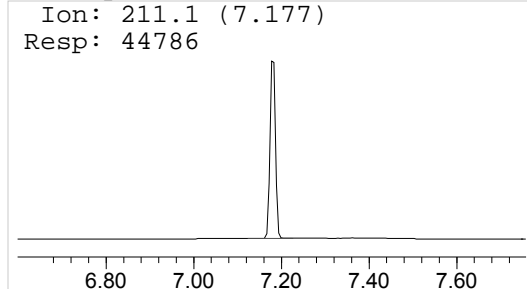
Amphetamine-PFAA

Amount: 47.76 ng/mL



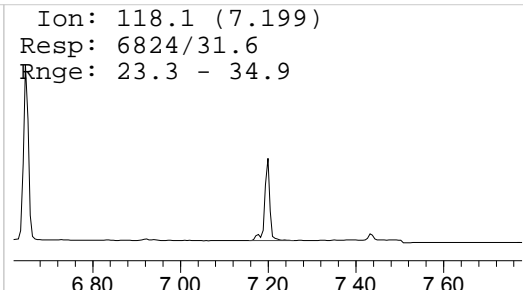
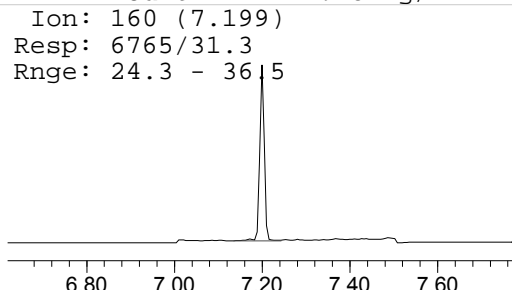
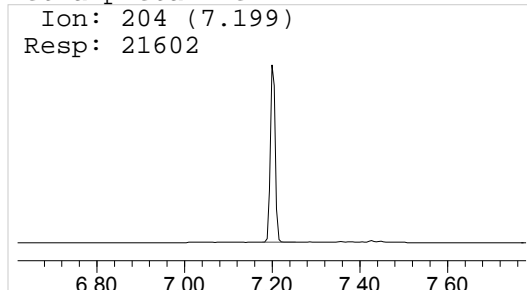
Methamphetamine-D8-PFAA

(ISTD) Amount: 100.00 ng/mL



Methamphetamine-PFAA

Amount: 47.18 ng/mL



Data Path : I:\Instrument Data\Pocatello\Probie\CDS\2016\011416AM\
 Data File : LV3CAL.D
 Acq On : 14 Jan 2016 10:27
 Operator : Pocatello Laboratory
 Sample : Level 3 Calibrator: 100ng
 Misc : Analytical Method 3.10.2
 ALS Vial : 4 Sample Multiplier: 1

Quant Time: Jan 14 14:15:57 2016
 Quant Method : C:\MyFiles\cshrum\Desktop\Methods\A-M.M
 Quant Title : Amphetamine & Methamphetamine
 QLast Update : Thu Jan 14 14:01:39 2016
 Response via : Initial Calibration

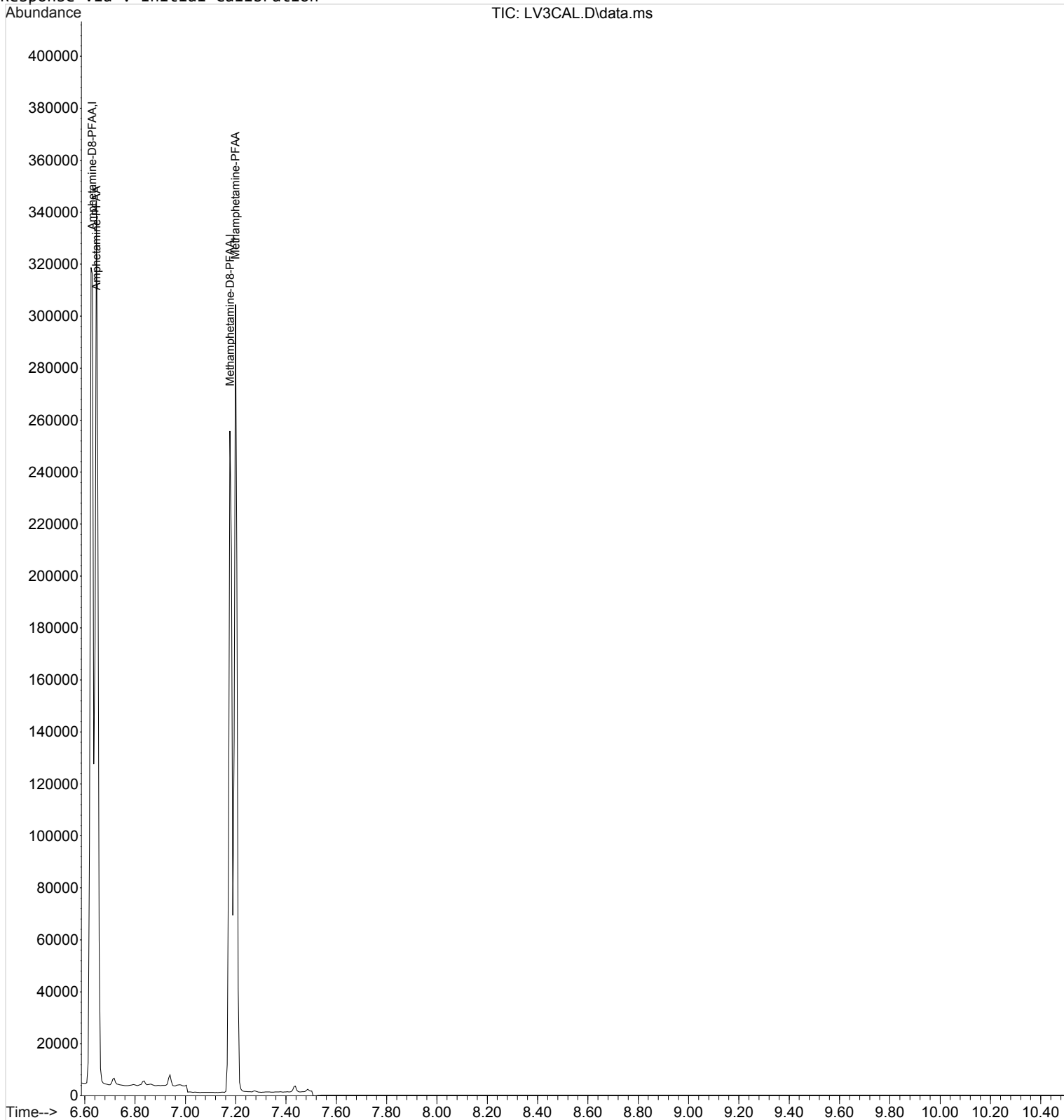
Compound	R.T.	QIon	Response	Conc	Units	Dev(Min)

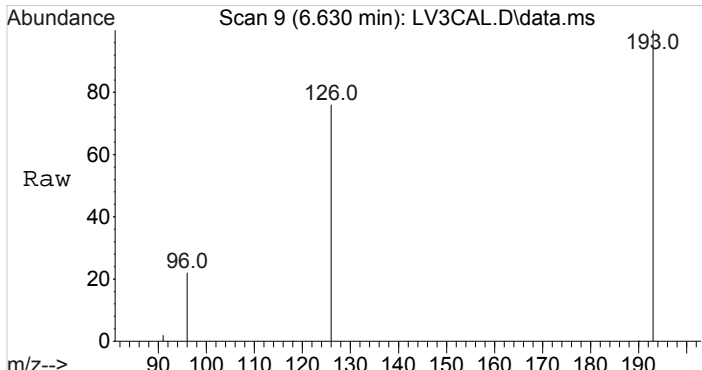
Internal Standards						
1) Amphetamine-D8-PFAA	6.630	193	120758	100.00	ng/mL	0.00
3) Methamphetamine-D8-PFAA	7.177	211	141233	100.00	ng/mL	0.00
Target Compounds						
						Qvalue
2) Amphetamine-PFAA	6.646	190	111778	96.51	ng/mL	100
4) Methamphetamine-PFAA	7.199	204	143329	96.15	ng/mL	100

(#) = qualifier out of range (m) = manual integration (+) = signals summed

Data Path : I:\Instrument Data\Pocatello\Probie\CDS\2016\011416AM\
Data File : LV3CAL.D
Acq On : 14 Jan 2016 10:27
Operator : Pocatello Laboratory
Sample : Level 3 Calibrator: 100ng
Misc : Analytical Method 3.10.2
ALS Vial : 4 Sample Multiplier: 1

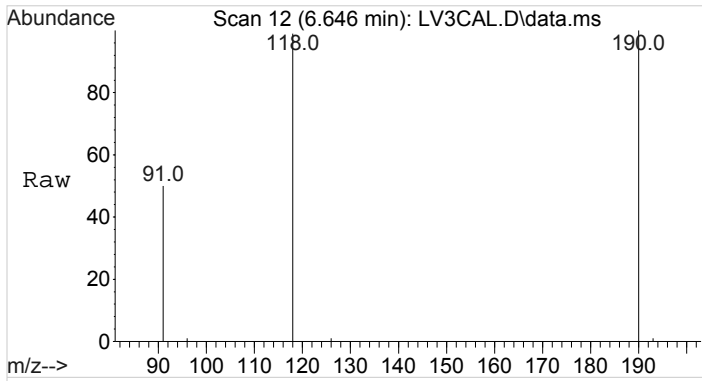
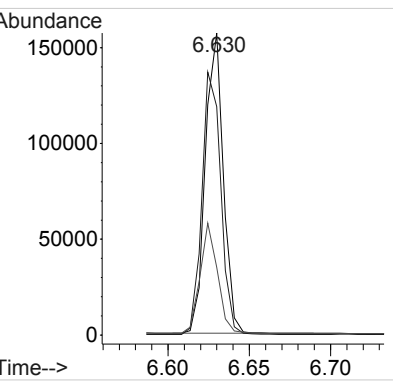
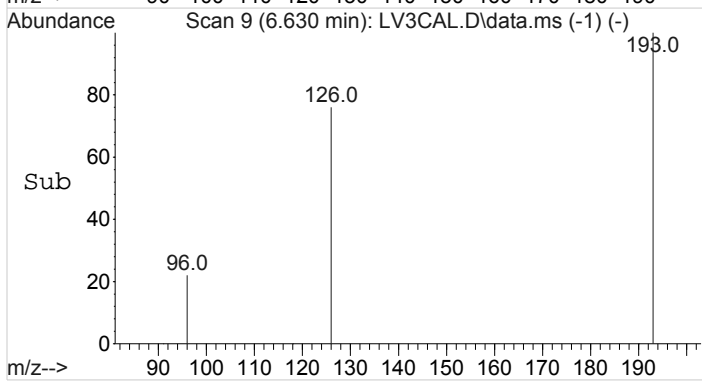
Quant Time: Jan 14 14:15:57 2016
Quant Method : C:\MyFiles\cshrum\Desktop\Methods\A-M.M
Quant Title : Amphetamine & Methamphetamine
QLast Update : Thu Jan 14 14:01:39 2016
Response via : Initial Calibration





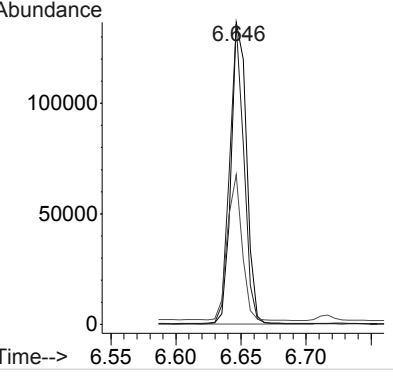
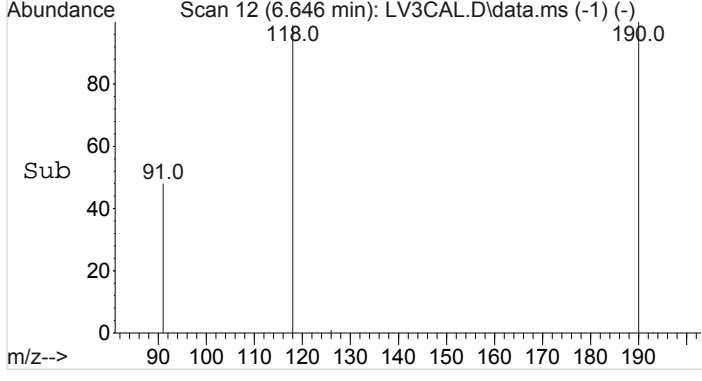
#1
Amphetamine-D8-PFAA
Concen: 100.00 ng/mL
RT: 6.630 min Scan# 9
Delta R.T. -0.000 min
Lab File: LV3CAL.D
Acq: 14 Jan 2016 10:27

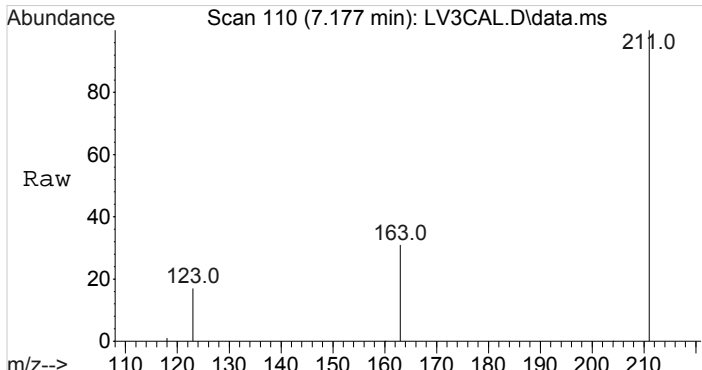
Tgt Ion	Resp	Lower	Upper
193	120758		
126	91.7	73.4	110.0
96	35.9	28.7	43.1



#2
Amphetamine-PFAA
Concen: 96.51 ng/mL
RT: 6.646 min Scan# 12
Delta R.T. -0.001 min
Lab File: LV3CAL.D
Acq: 14 Jan 2016 10:27

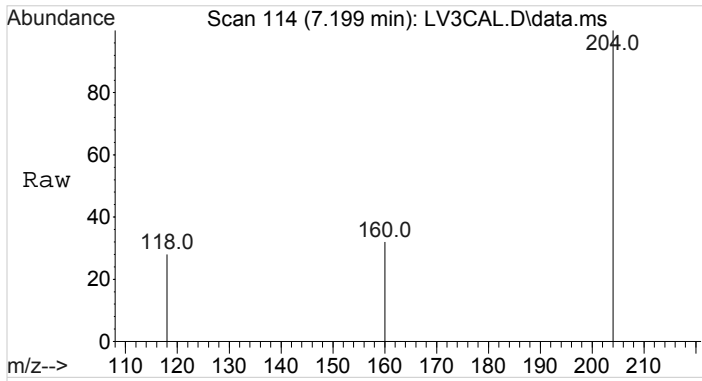
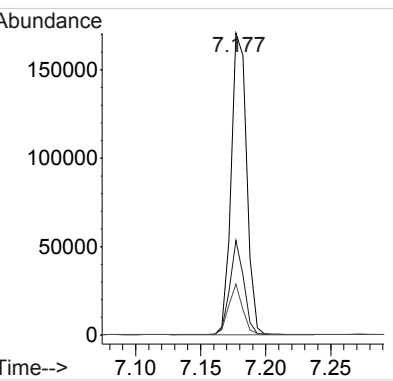
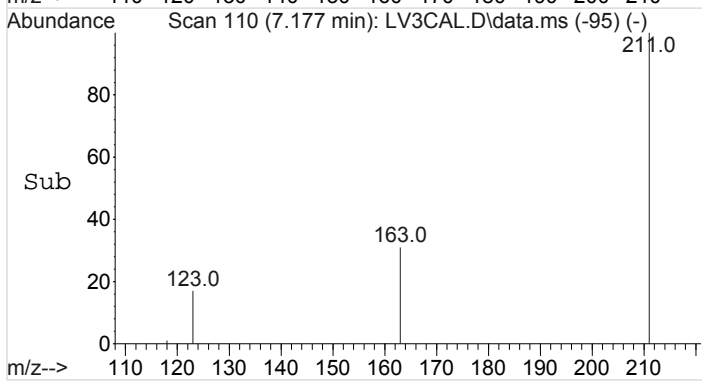
Tgt Ion	Resp	Lower	Upper
190	111778		
118	90.9	72.7	109.1
91	45.7	36.6	54.8





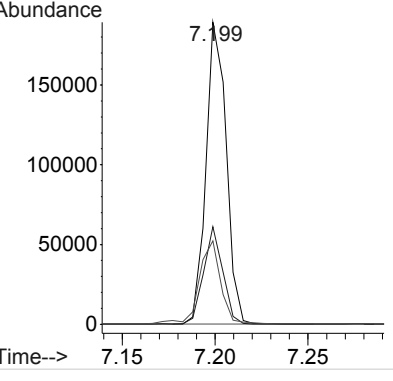
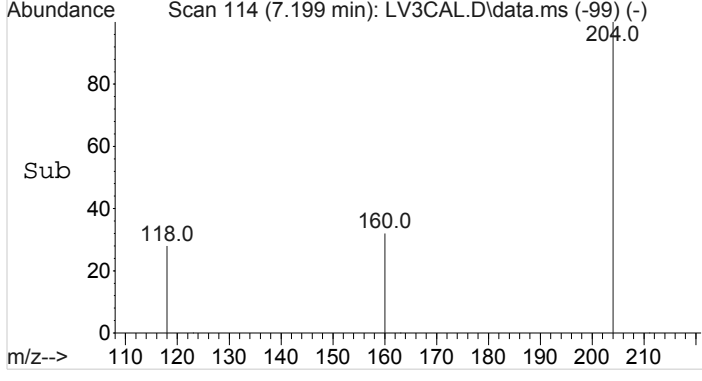
#3
Methamphetamine-D8-PFAA
Concen: 100.00 ng/mL
RT: 7.177 min Scan# 110
Delta R.T. -0.001 min
Lab File: LV3CAL.D
Acq: 14 Jan 2016 10:27

Tgt Ion	Resp	Lower	Upper
211	100		
163	28.0	22.4	33.6
123	15.4	12.3	18.5

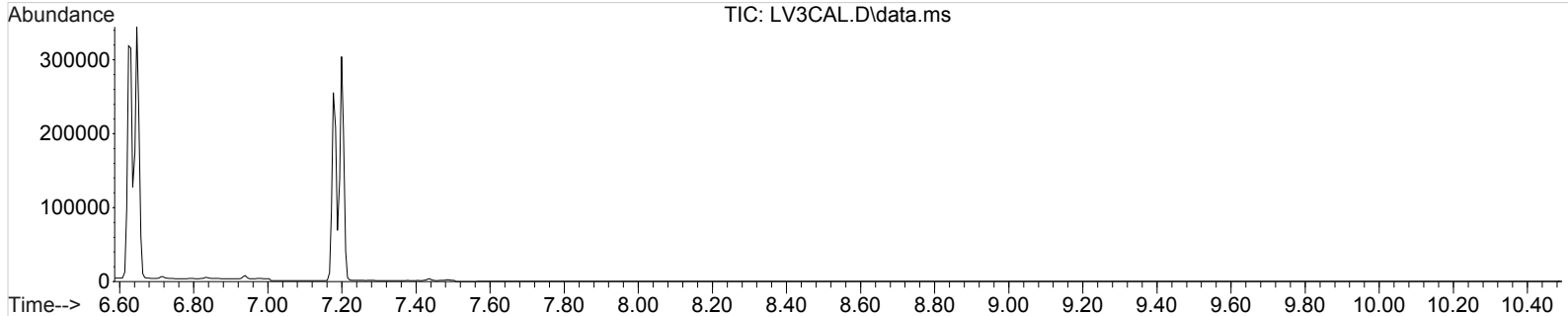


#4
Methamphetamine-PFAA
Concen: 96.15 ng/mL
RT: 7.199 min Scan# 114
Delta R.T. -0.000 min
Lab File: LV3CAL.D
Acq: 14 Jan 2016 10:27

Tgt Ion	Resp	Lower	Upper
204	100		
160	30.4	24.3	36.5
118	29.1	23.3	34.9

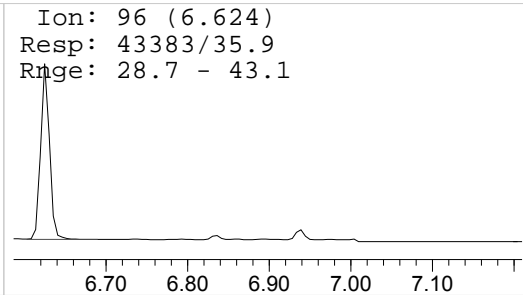
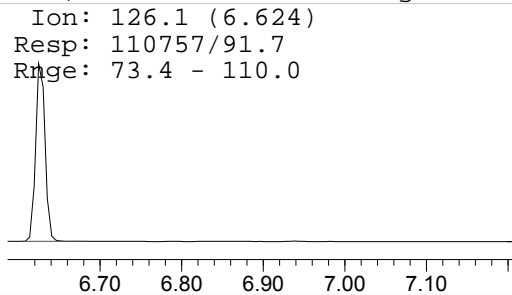
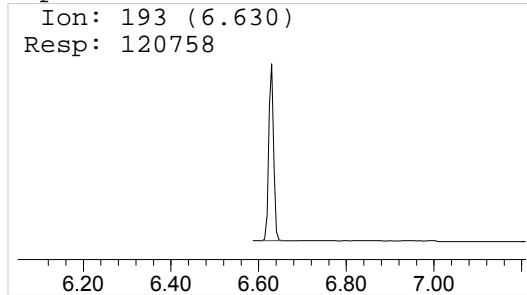


Data Path : I:\Instrument Data\Pocatello\Probie\CDS\2016\011416AM\
 Data File : LV3CAL.D
 Acq On : 14 Jan 2016 10:27
 Operator : Pocatello Laboratory
 Sample : Level 3 Calibrator: 100ng
 Misc : Analytical Method 3.10.2
 ALS Vial : 4 Sample Multiplier: 1



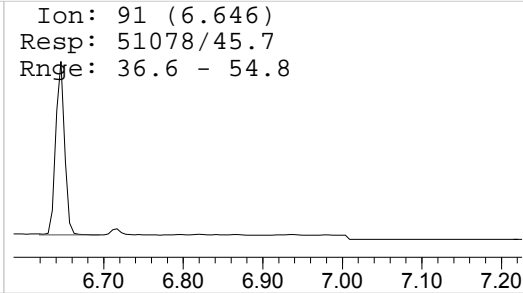
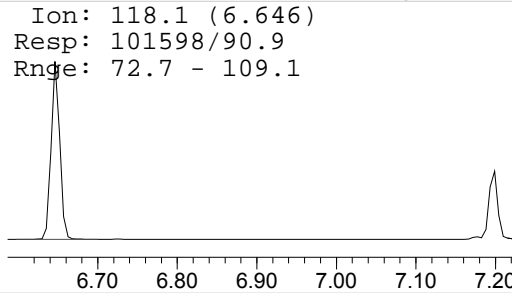
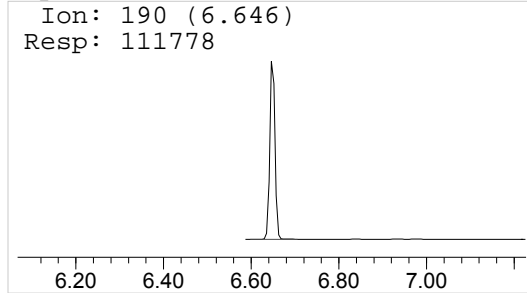
Amphetamine-D8-PFAA

(ISTD) Amount: 100.00 ng/mL



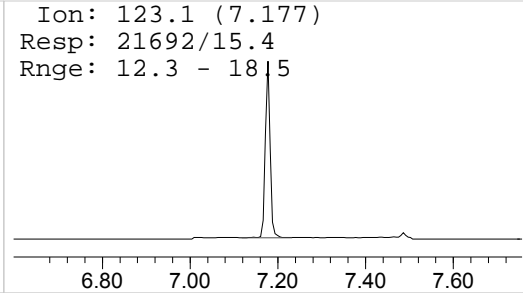
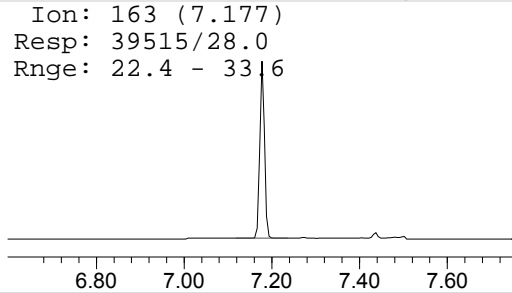
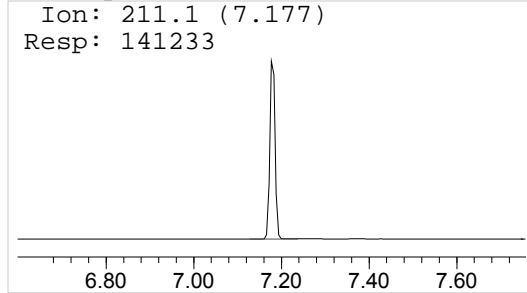
Amphetamine-PFAA

Amount: 96.51 ng/mL



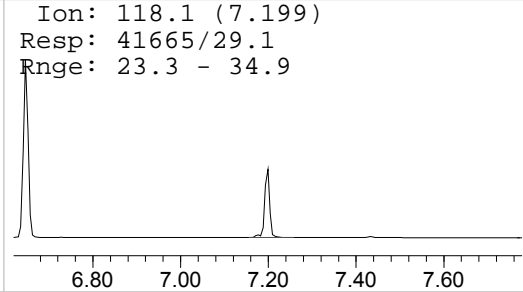
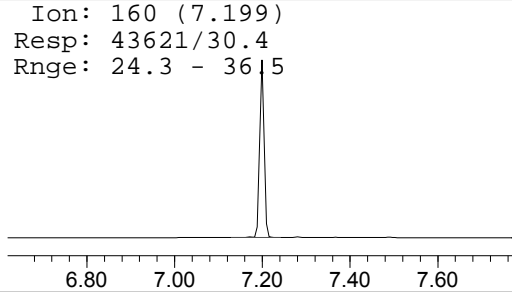
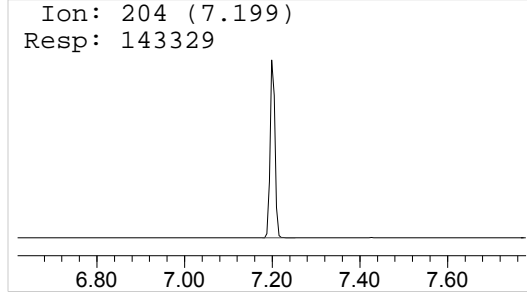
Methamphetamine-D8-PFAA

(ISTD) Amount: 100.00 ng/mL



Methamphetamine-PFAA

Amount: 96.15 ng/mL



Data Path : I:\Instrument Data\Pocatello\Probie\CDS\2016\011416AM\
 Data File : LV4CAL.D
 Acq On : 14 Jan 2016 10:43
 Operator : Pocatello Laboratory
 Sample : Level 4 Calibrator: 250ng
 Misc : Analytical Method 3.10.2
 ALS Vial : 5 Sample Multiplier: 1

Quant Time: Jan 14 14:16:40 2016
 Quant Method : C:\MyFiles\cshrum\Desktop\Methods\A-M.M
 Quant Title : Amphetamine & Methamphetamine
 QLast Update : Thu Jan 14 14:01:39 2016
 Response via : Initial Calibration


Compound	R.T.	QIon	Response	Conc	Units	Dev(Min)

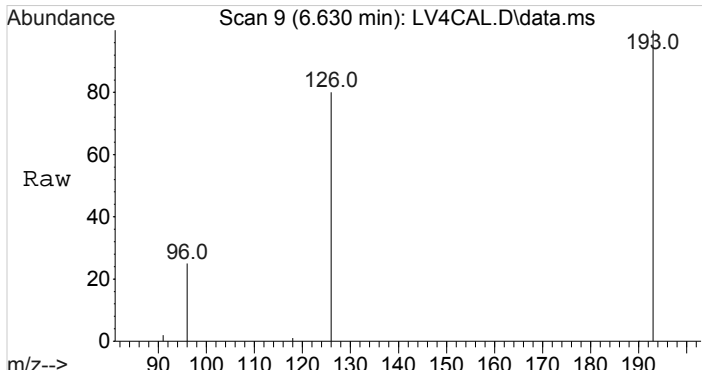
Internal Standards						
1) Amphetamine-D8-PFAA	6.630	193	119689	100.00	ng/mL	0.00
3) Methamphetamine-D8-PFAA	7.177	211	128354	100.00	ng/mL	0.00
Target Compounds						
						Qvalue
2) Amphetamine-PFAA	6.646	190	290161	268.32	ng/mL	99
4) Methamphetamine-PFAA	7.199	204	357565	258.98	ng/mL	99

(#) = qualifier out of range (m) = manual integration (+) = signals summed

Data Path : I:\Instrument Data\Pocatello\Probie\CDS\2016\011416AM\
Data File : LV4CAL.D
Acq On : 14 Jan 2016 10:43
Operator : Pocatello Laboratory
Sample : Level 4 Calibrator: 250ng
Misc : Analytical Method 3.10.2
ALS Vial : 5 Sample Multiplier: 1

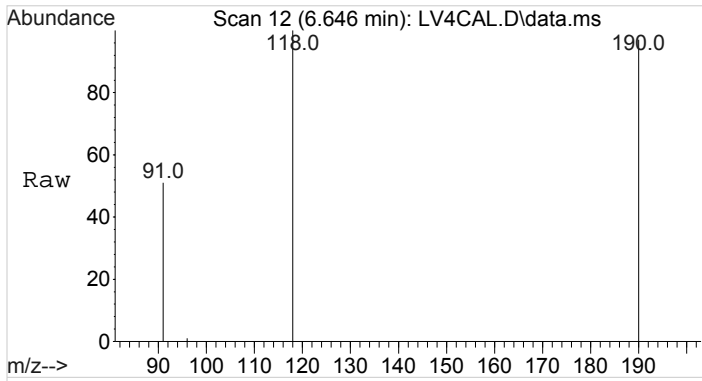
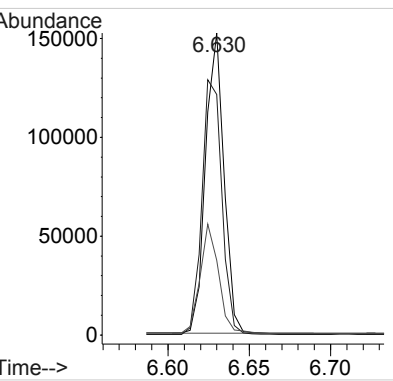
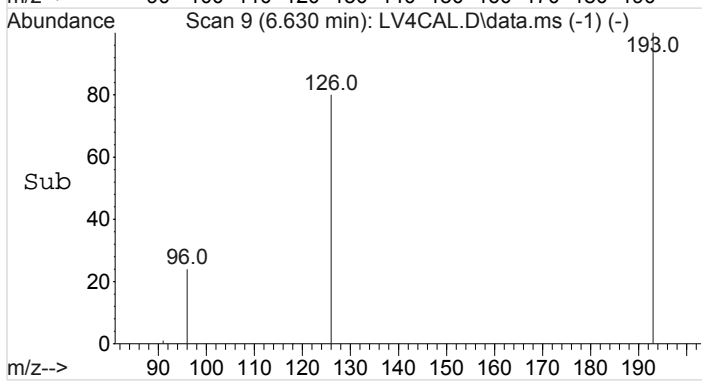
Quant Time: Jan 14 14:16:40 2016
Quant Method : C:\MyFiles\cshrum\Desktop\Methods\A-M.M
Quant Title : Amphetamine & Methamphetamine
QLast Update : Thu Jan 14 14:01:39 2016
Response via : Initial Calibration





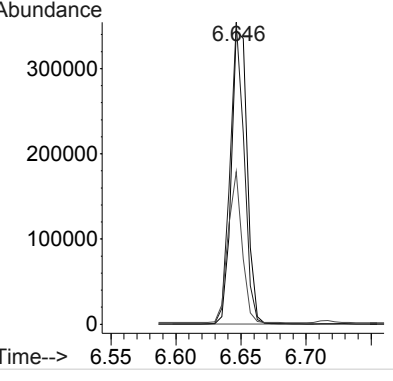
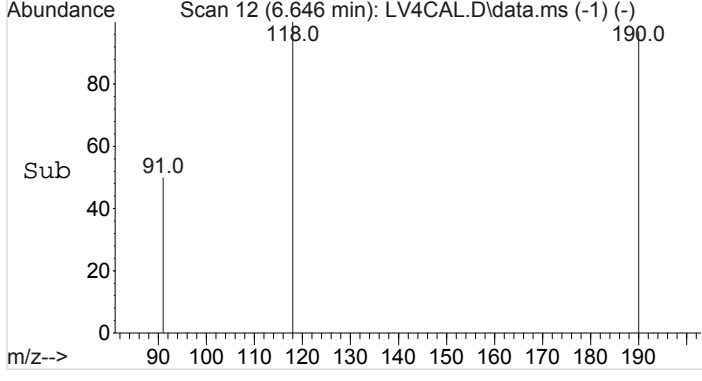
#1
Amphetamine-D8-PFAA
Concen: 100.00 ng/mL
RT: 6.630 min Scan# 9
Delta R.T. -0.000 min
Lab File: LV4CAL.D
Acq: 14 Jan 2016 10:43

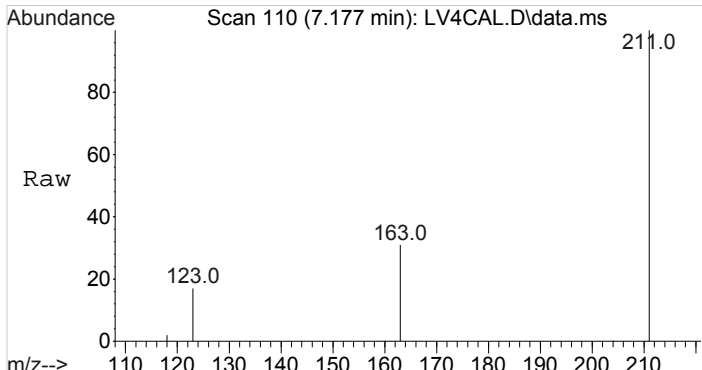
Tgt Ion	Resp	Lower	Upper
193	119689		
126	92.0	73.4	110.0
96	36.6	28.7	43.1



#2
Amphetamine-PFAA
Concen: 268.32 ng/mL
RT: 6.646 min Scan# 12
Delta R.T. -0.001 min
Lab File: LV4CAL.D
Acq: 14 Jan 2016 10:43

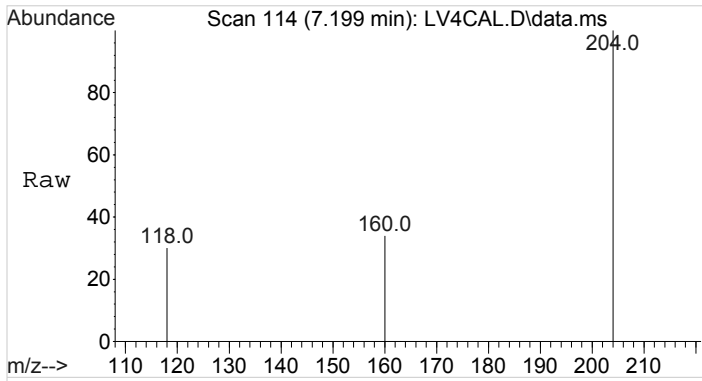
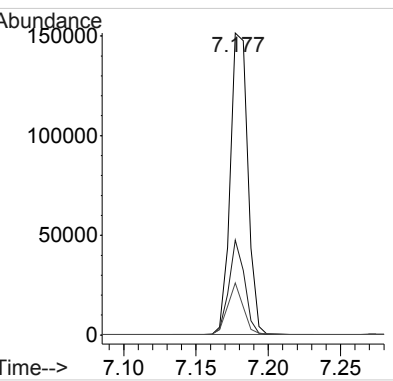
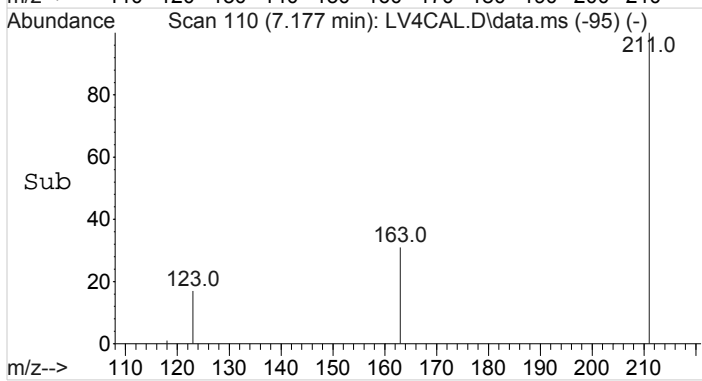
Tgt Ion	Resp	Lower	Upper
190	290161		
118	90.3	72.7	109.1
91	45.1	36.6	54.8





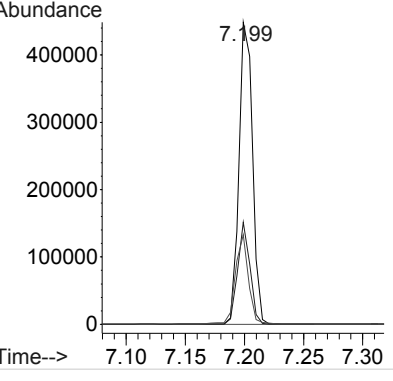
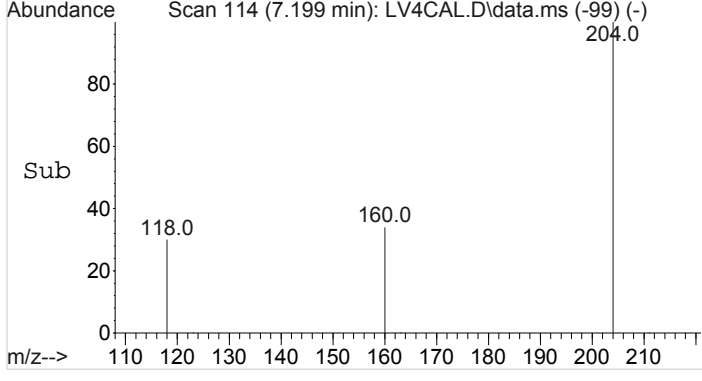
#3
Methamphetamine-D8-PFAA
Concen: 100.00 ng/mL
RT: 7.177 min Scan# 110
Delta R.T. -0.001 min
Lab File: LV4CAL.D
Acq: 14 Jan 2016 10:43

Tgt Ion	Resp	Lower	Upper
211	100		
163	27.9	22.4	33.6
123	15.2	12.3	18.5

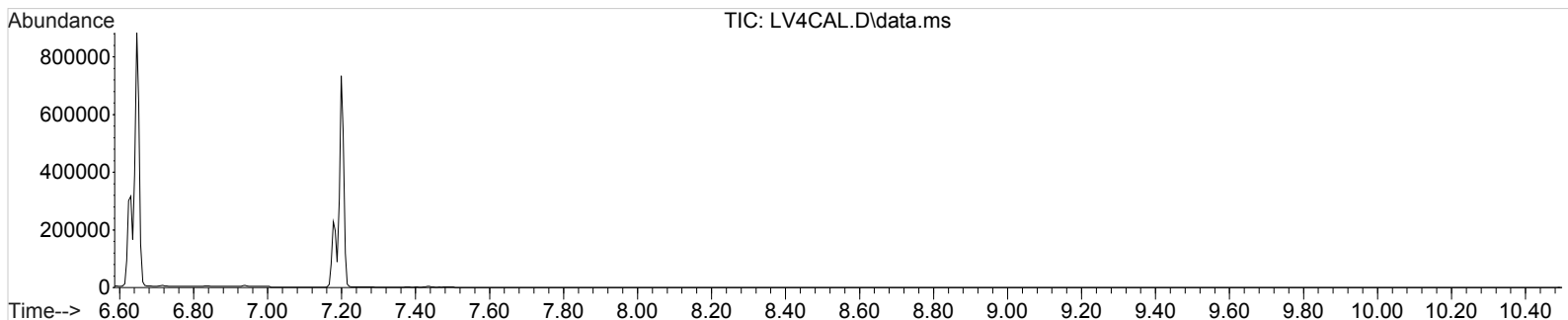


#4
Methamphetamine-PFAA
Concen: 258.98 ng/mL
RT: 7.199 min Scan# 114
Delta R.T. -0.000 min
Lab File: LV4CAL.D
Acq: 14 Jan 2016 10:43

Tgt Ion	Resp	Lower	Upper
204	100		
160	30.7	24.3	36.5
118	28.6	23.3	34.9

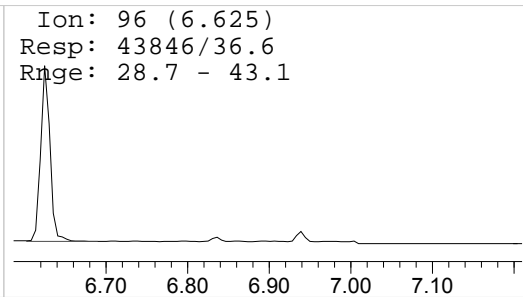
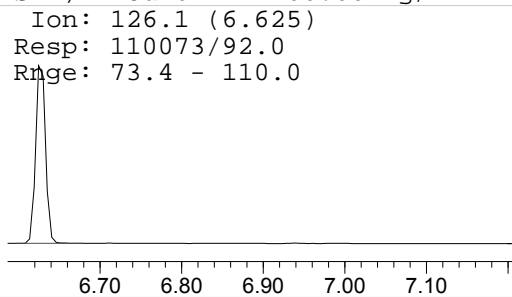
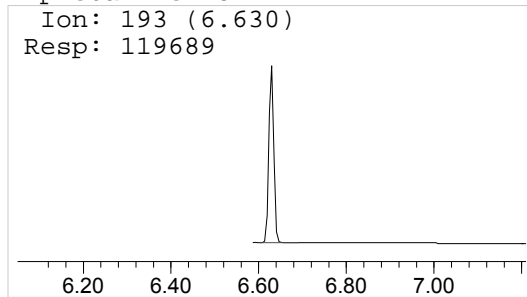


Data Path : I:\Instrument Data\Pocatello\Probie\CDS\2016\011416AM\
 Data File : LV4CAL.D
 Acq On : 14 Jan 2016 10:43
 Operator : Pocatello Laboratory
 Sample : Level 4 Calibrator: 250ng
 Misc : Analytical Method 3.10.2
 ALS Vial : 5 Sample Multiplier: 1



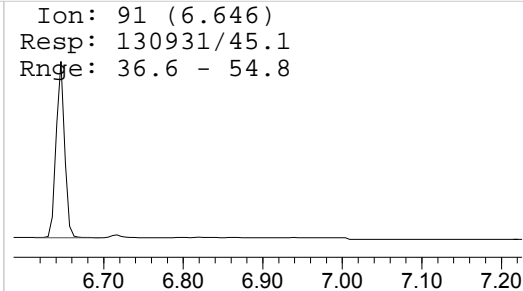
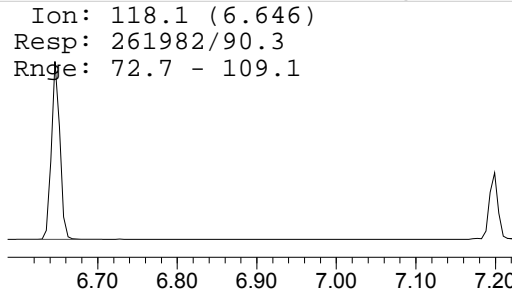
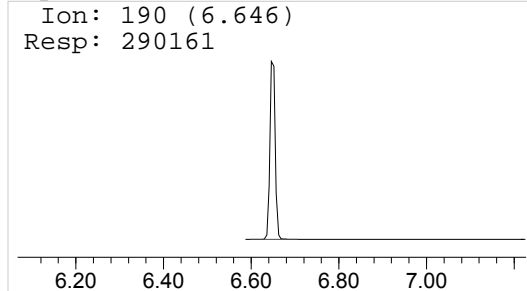
Amphetamine-D8-PFAA

(ISTD) Amount: 100.00 ng/mL



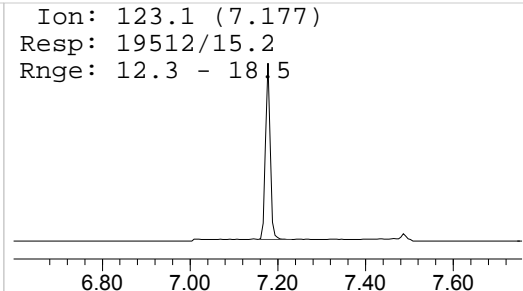
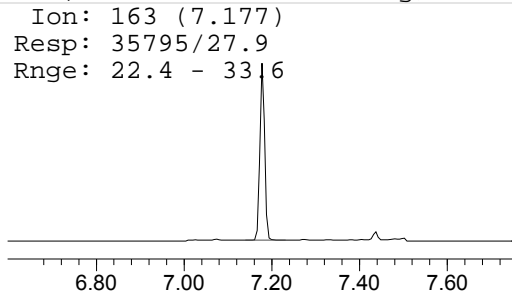
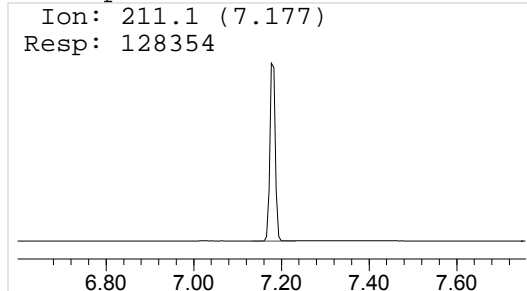
Amphetamine-PFAA

Amount: 268.32 ng/mL



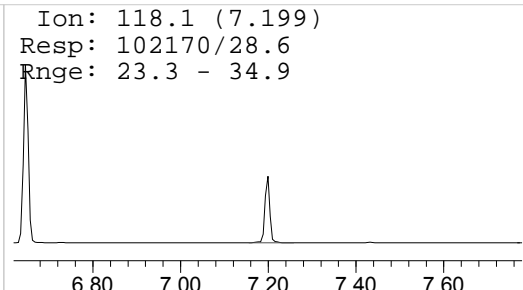
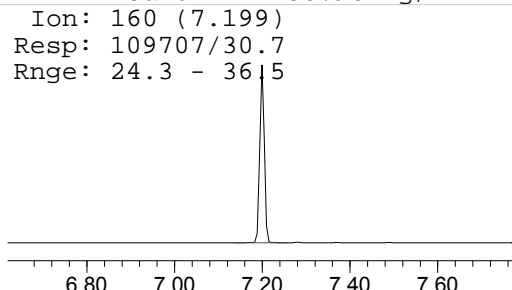
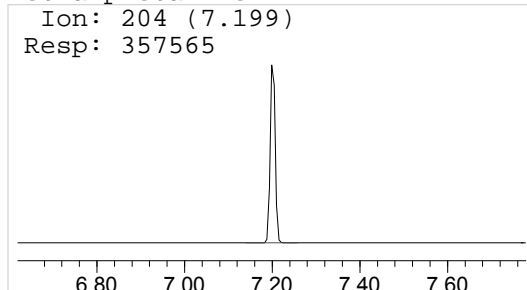
Methamphetamine-D8-PFAA

(ISTD) Amount: 100.00 ng/mL



Methamphetamine-PFAA

Amount: 258.98 ng/mL



Data Path : I:\Instrument Data\Pocatello\Probie\CDS\2016\011416AM\
 Data File : LV5CAL.D
 Acq On : 14 Jan 2016 10:59
 Operator : Pocatello Laboratory
 Sample : Level 5 Calibrator: 500ng
 Misc : Analytical Method 3.10.2
 ALS Vial : 6 Sample Multiplier: 1

Quant Time: Jan 14 14:17:25 2016
 Quant Method : C:\MyFiles\cshrum\Desktop\Methods\A-M.M
 Quant Title : Amphetamine & Methamphetamine
 QLast Update : Thu Jan 14 14:01:39 2016
 Response via : Initial Calibration


Compound	R.T.	QIon	Response	Conc	Units	Dev(Min)

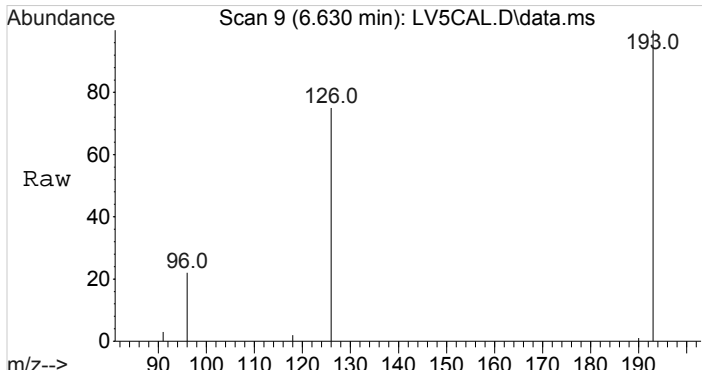
Internal Standards						
1) Amphetamine-D8-PFAA	6.630	193	152630	100.00	ng/mL	0.00
3) Methamphetamine-D8-PFAA	7.178	211	148847	100.00	ng/mL	0.00
Target Compounds						
						Qvalue
2) Amphetamine-PFAA	6.647	190	667810	491.99	ng/mL	98
4) Methamphetamine-PFAA	7.199	204	799151	496.50	ng/mL	99

(#) = qualifier out of range (m) = manual integration (+) = signals summed

Data Path : I:\Instrument Data\Pocatello\Probie\CDS\2016\011416AM\
Data File : LV5CAL.D
Acq On : 14 Jan 2016 10:59
Operator : Pocatello Laboratory
Sample : Level 5 Calibrator: 500ng
Misc : Analytical Method 3.10.2
ALS Vial : 6 Sample Multiplier: 1

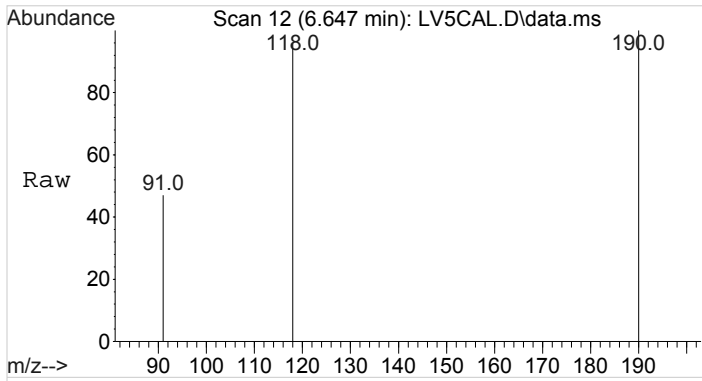
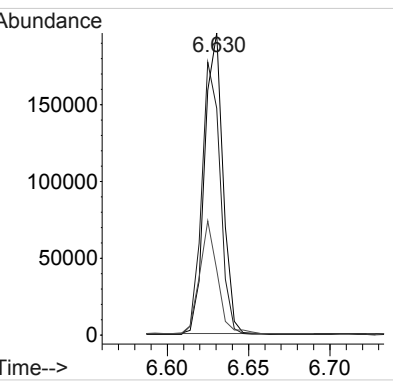
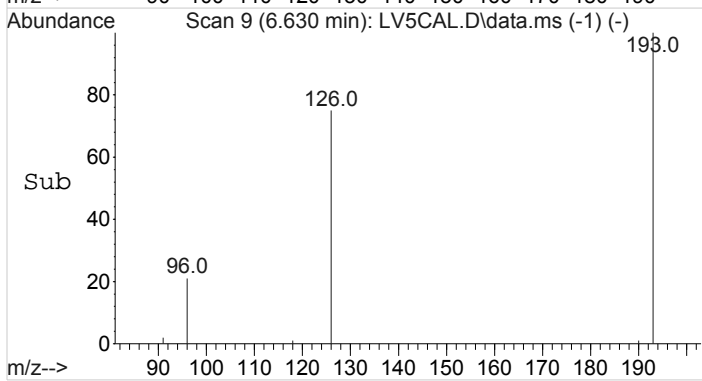
Quant Time: Jan 14 14:17:25 2016
Quant Method : C:\MyFiles\cshrum\Desktop\Methods\A-M.M
Quant Title : Amphetamine & Methamphetamine
QLast Update : Thu Jan 14 14:01:39 2016
Response via : Initial Calibration





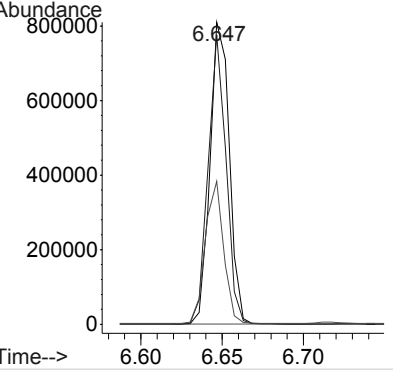
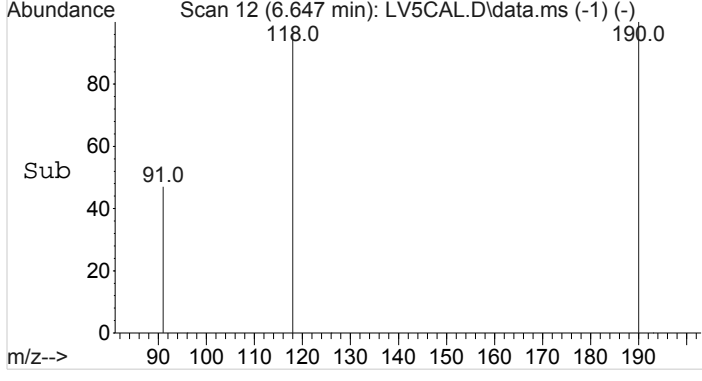
#1
 Amphetamine-D8-PFAA
 Concen: 100.00 ng/mL
 RT: 6.630 min Scan# 9
 Delta R.T. 0.000 min
 Lab File: LV5CAL.D
 Acq: 14 Jan 2016 10:59

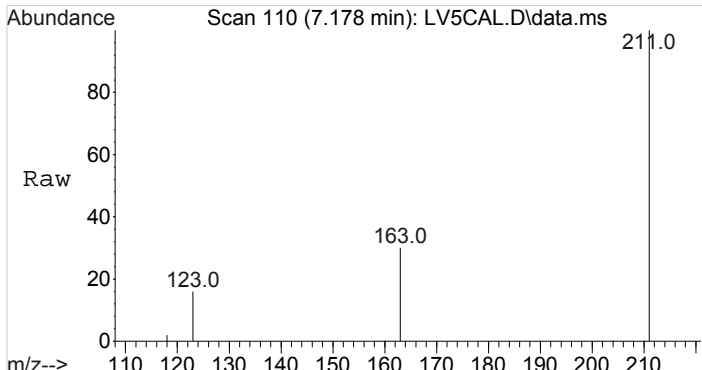
Tgt Ion	Resp	Lower	Upper
193	100		
126	91.9	73.4	110.0
96	36.8	28.7	43.1



#2
 Amphetamine-PFAA
 Concen: 491.99 ng/mL
 RT: 6.647 min Scan# 12
 Delta R.T. -0.000 min
 Lab File: LV5CAL.D
 Acq: 14 Jan 2016 10:59

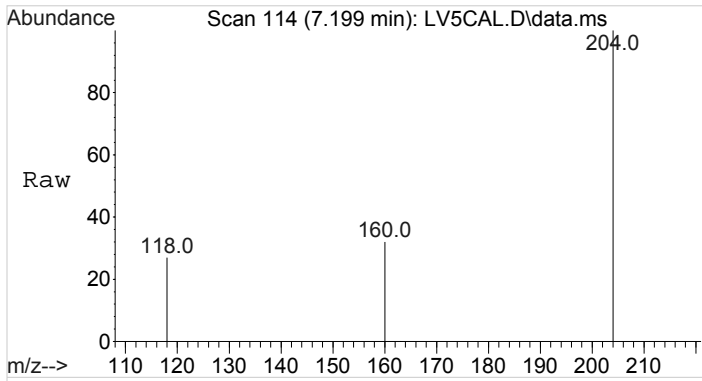
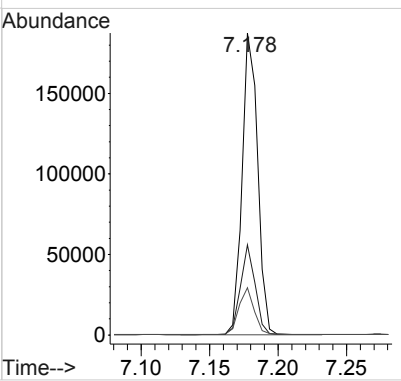
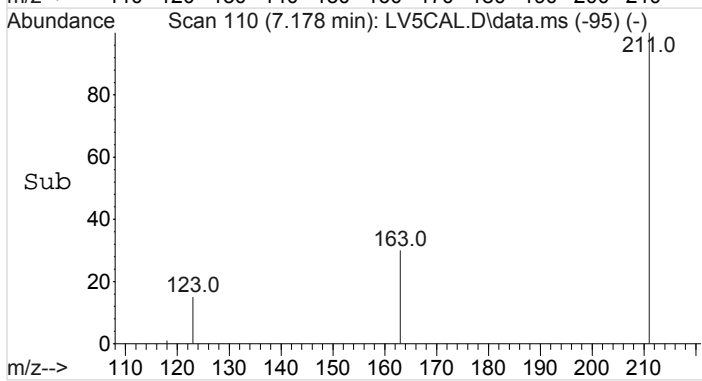
Tgt Ion	Resp	Lower	Upper
190	100		
118	89.0	72.7	109.1
91	44.9	36.6	54.8





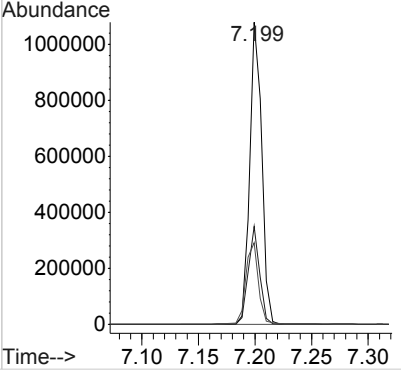
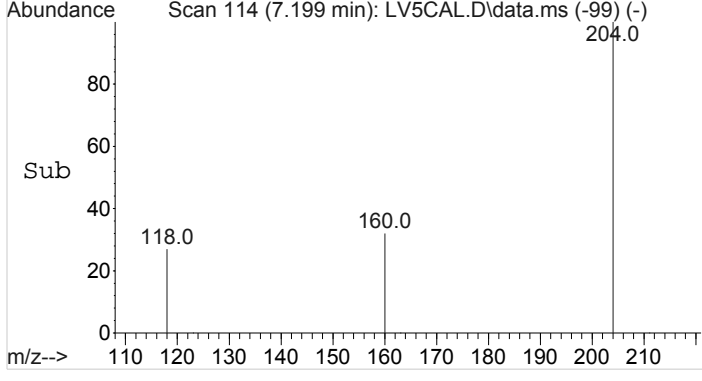
#3
Methamphetamine-D8-PFAA
Concen: 100.00 ng/mL
RT: 7.178 min Scan# 110
Delta R.T. -0.000 min
Lab File: LV5CAL.D
Acq: 14 Jan 2016 10:59

Tgt Ion	Resp	Lower	Upper
211	148847		
163	28.1	22.4	33.6
123	15.3	12.3	18.5

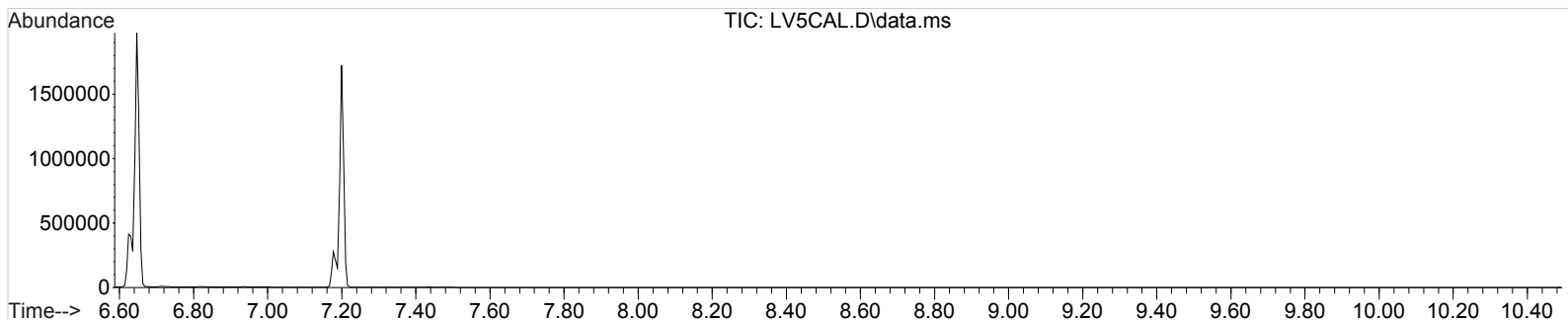


#4
Methamphetamine-PFAA
Concen: 496.50 ng/mL
RT: 7.199 min Scan# 114
Delta R.T. 0.000 min
Lab File: LV5CAL.D
Acq: 14 Jan 2016 10:59

Tgt Ion	Resp	Lower	Upper
204	799151		
160	30.7	24.3	36.5
118	28.6	23.3	34.9

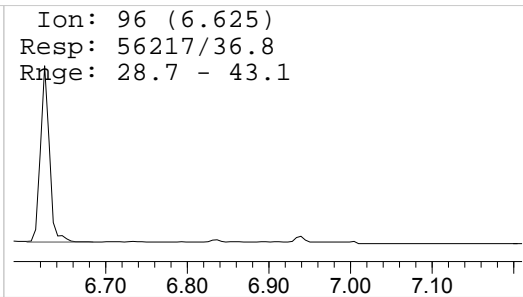
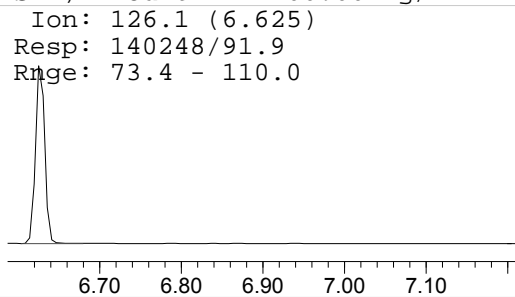
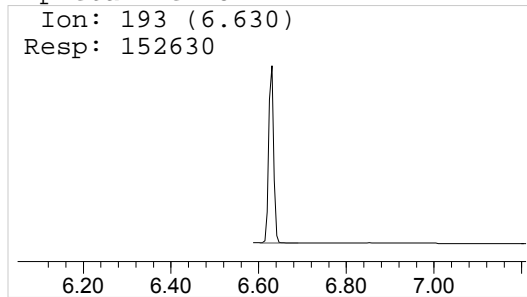


Data Path : I:\Instrument Data\Pocatello\Probie\CDS\2016\011416AM\
 Data File : LV5CAL.D
 Acq On : 14 Jan 2016 10:59
 Operator : Pocatello Laboratory
 Sample : Level 5 Calibrator: 500ng
 Misc : Analytical Method 3.10.2
 ALS Vial : 6 Sample Multiplier: 1



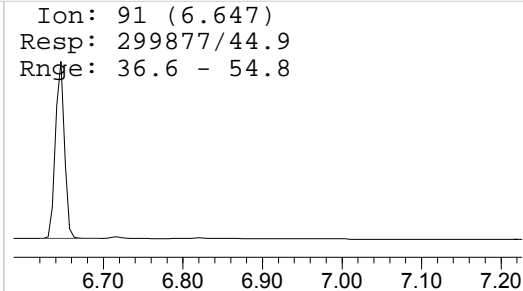
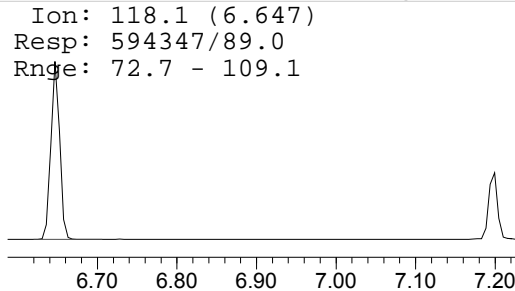
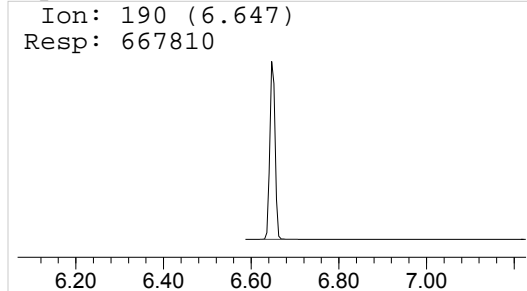
Amphetamine-D8-PFAA

(ISTD) Amount: 100.00 ng/mL



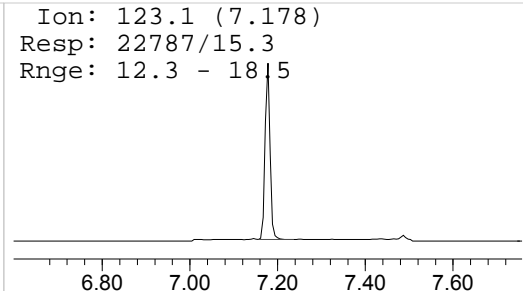
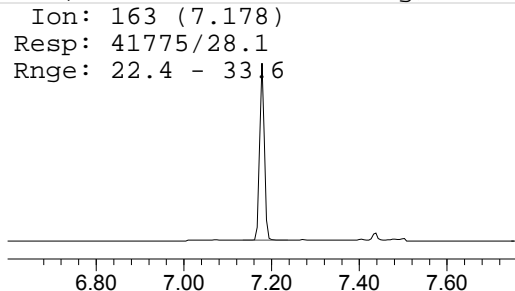
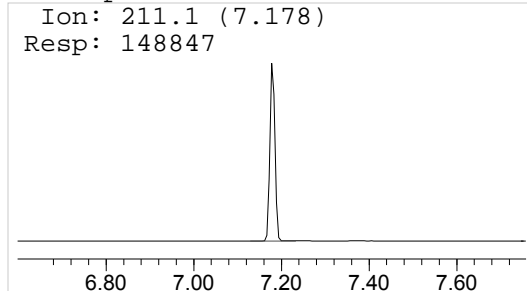
Amphetamine-PFAA

Amount: 491.99 ng/mL



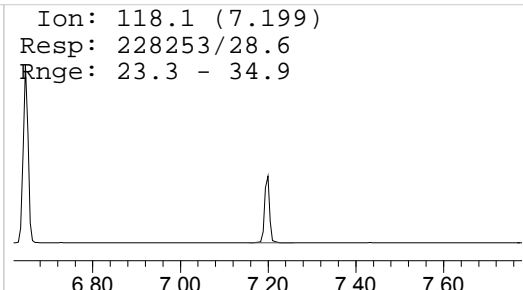
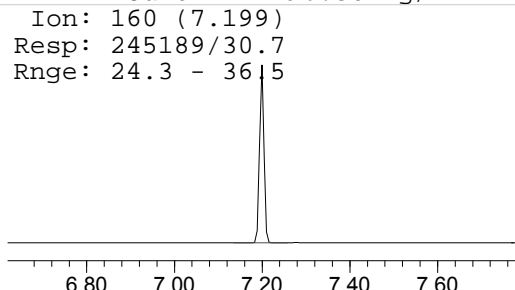
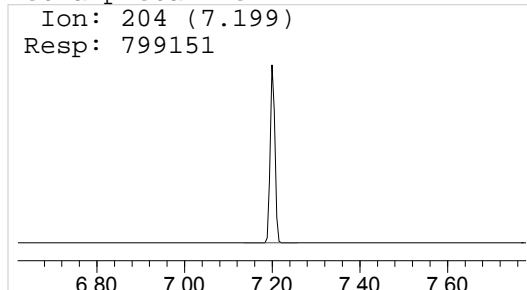
Methamphetamine-D8-PFAA

(ISTD) Amount: 100.00 ng/mL

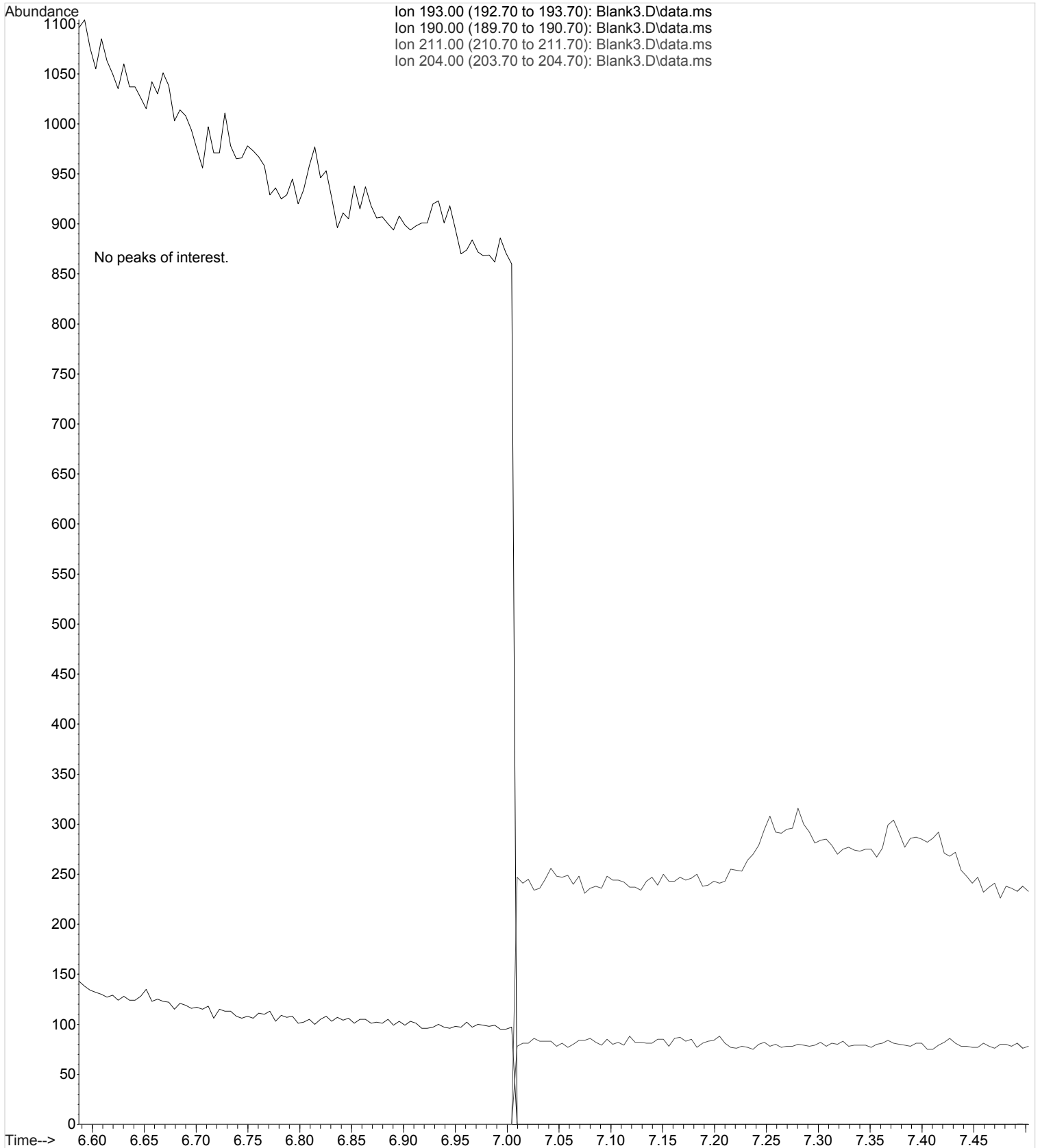


Methamphetamine-PFAA

Amount: 496.50 ng/mL



File :I:\Instrument Data\Pocatello\Probie\CDS\2016\011416AM\Blank3
... .D
Operator : Pocatello Laboratory
Instrument : Probie
Acquired : 14 Jan 2016 11:15 using AcqMethod A-M.M
Sample Name: Blank
Misc Info : CHCl3



Data Path : I:\Instrument Data\Pocatello\Probie\CDS\2016\011416AM\
 Data File : PosCtrl-75-1.D
 Acq On : 14 Jan 2016 11:31
 Operator : Pocatello Laboratory
 Sample : Positive Control - 75 ng
 Misc : Analytical Method 3.10.2
 ALS Vial : 7 Sample Multiplier: 1

Quant Time: Jan 14 14:19:11 2016
 Quant Method : C:\MyFiles\cshrum\Desktop\Methods\A-M.M
 Quant Title : Amphetamine & Methamphetamine
 QLast Update : Thu Jan 14 14:01:39 2016
 Response via : Initial Calibration


Compound	R.T.	QIon	Response	Conc	Units	Dev(Min)

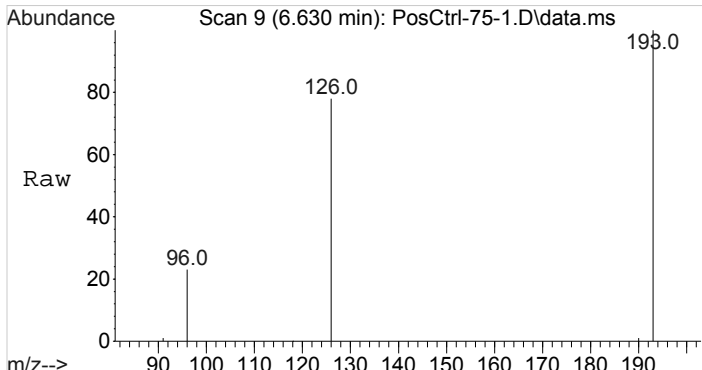
Internal Standards						
1) Amphetamine-D8-PFAA	6.630	193	154974	100.00	ng/mL	0.00
3) Methamphetamine-D8-PFAA	7.177	211	158204	100.00	ng/mL	0.00
Target Compounds						
						Qvalue
2) Amphetamine-PFAA	6.646	190	117864	77.58	ng/mL	100
4) Methamphetamine-PFAA	7.199	204	149604	89.78	ng/mL	100

(#) = qualifier out of range (m) = manual integration (+) = signals summed

Data Path : I:\Instrument Data\Pocatello\Probie\CDS\2016\011416AM\
Data File : PosCtrl-75-1.D
Acq On : 14 Jan 2016 11:31
Operator : Pocatello Laboratory
Sample : Positive Control - 75 ng
Misc : Analytical Method 3.10.2
ALS Vial : 7 Sample Multiplier: 1

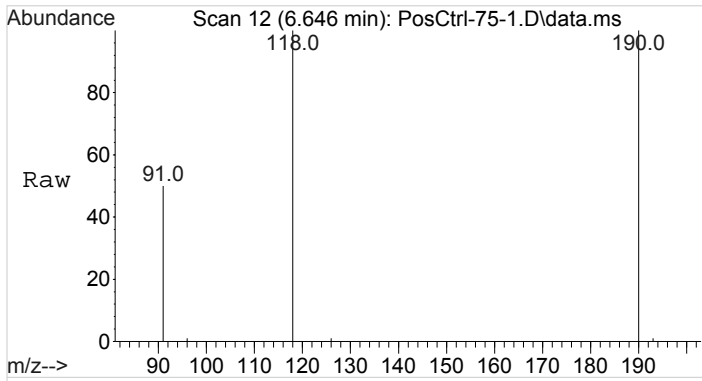
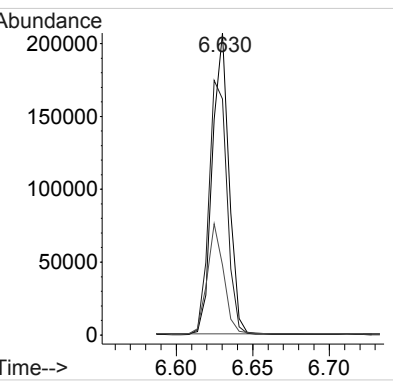
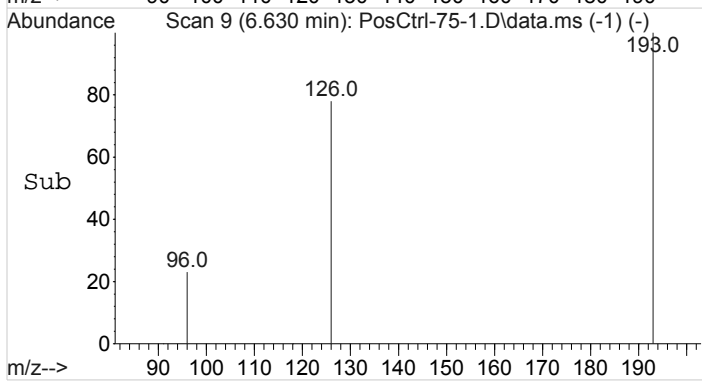
Quant Time: Jan 14 14:19:11 2016
Quant Method : C:\MyFiles\cshrum\Desktop\Methods\A-M.M
Quant Title : Amphetamine & Methamphetamine
QLast Update : Thu Jan 14 14:01:39 2016
Response via : Initial Calibration





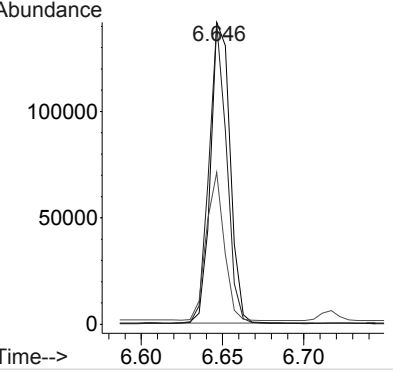
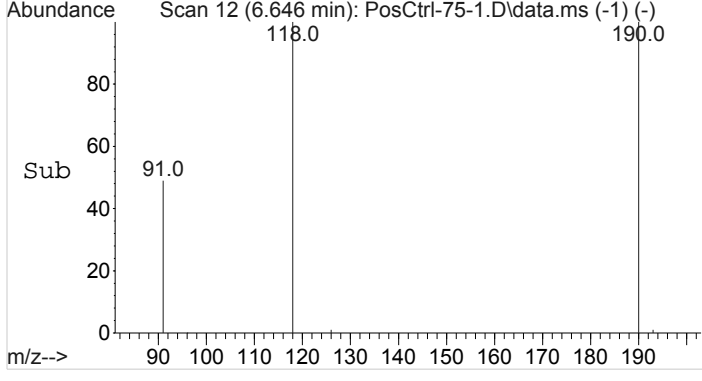
#1
Amphetamine-D8-PFAA
Concen: 100.00 ng/mL
RT: 6.630 min Scan# 9
Delta R.T. 0.000 min
Lab File: PosCtrl-75-1.D
Acq: 14 Jan 2016 11:31

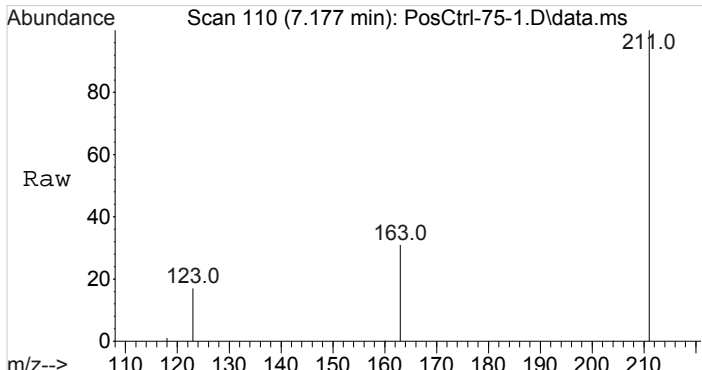
Tgt Ion	Resp	Lower	Upper
193	154974		
126	92.8	73.4	110.0
96	36.2	28.7	43.1



#2
Amphetamine-PFAA
Concen: 77.58 ng/mL
RT: 6.646 min Scan# 12
Delta R.T. -0.001 min
Lab File: PosCtrl-75-1.D
Acq: 14 Jan 2016 11:31

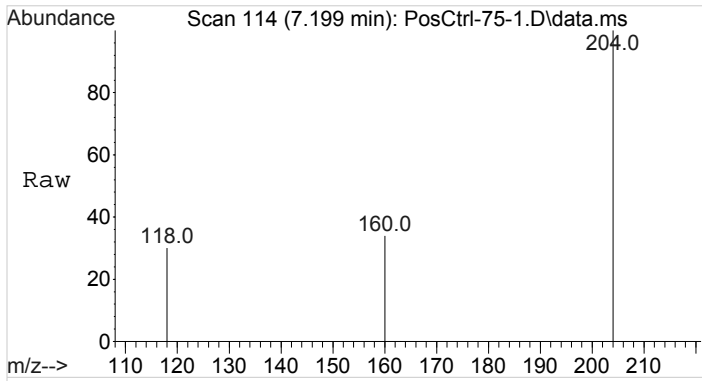
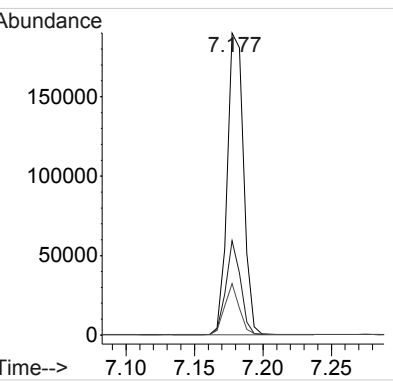
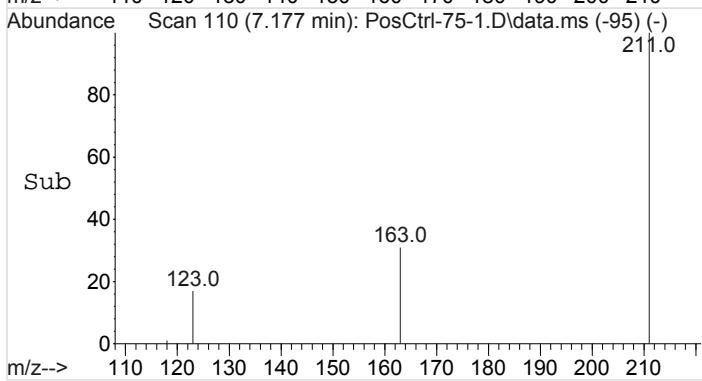
Tgt Ion	Resp	Lower	Upper
190	117864		
118	90.7	72.7	109.1
91	45.4	36.6	54.8





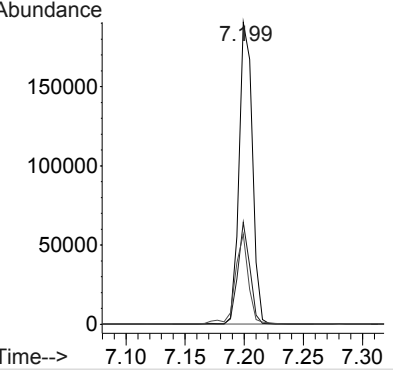
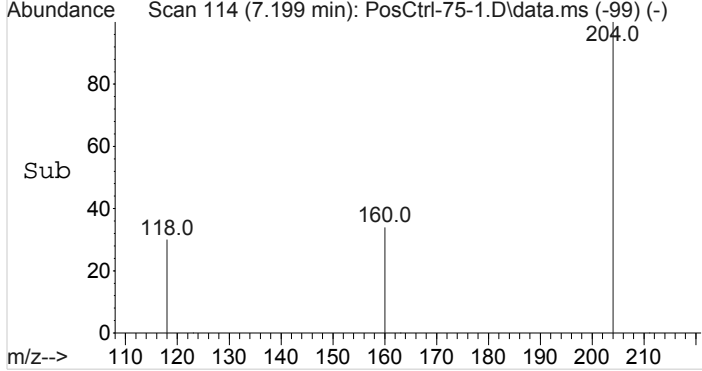
#3
Methamphetamine-D8-PFAA
Concen: 100.00 ng/mL
RT: 7.177 min Scan# 110
Delta R.T. -0.001 min
Lab File: PosCtrl-75-1.D
Acq: 14 Jan 2016 11:31

Tgt Ion	Resp	Lower	Upper
211	100		
163	27.8	22.4	33.6
123	15.3	12.3	18.5

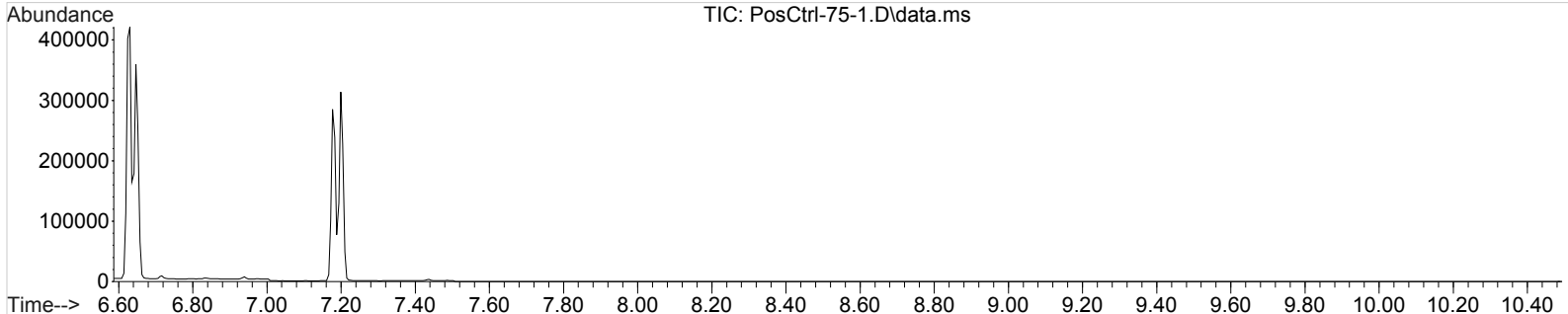


#4
Methamphetamine-PFAA
Concen: 89.78 ng/mL
RT: 7.199 min Scan# 114
Delta R.T. 0.000 min
Lab File: PosCtrl-75-1.D
Acq: 14 Jan 2016 11:31

Tgt Ion	Resp	Lower	Upper
204	100		
160	30.5	24.3	36.5
118	29.3	23.3	34.9

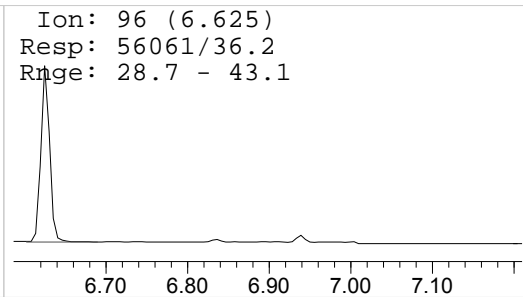
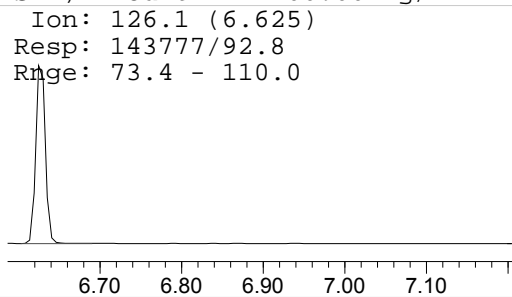
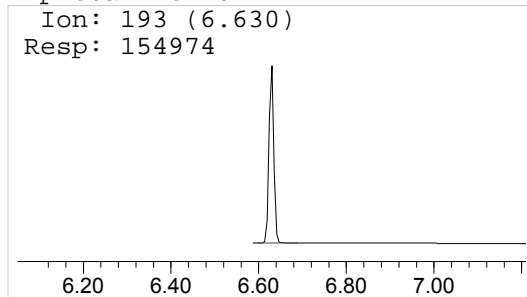


Data Path : I:\Instrument Data\Pocatello\Probie\CDS\2016\011416AM\
 Data File : PosCtrl-75-1.D
 Acq On : 14 Jan 2016 11:31
 Operator : Pocatello Laboratory
 Sample : Positive Control - 75 ng
 Misc : Analytical Method 3.10.2
 ALS Vial : 7 Sample Multiplier: 1



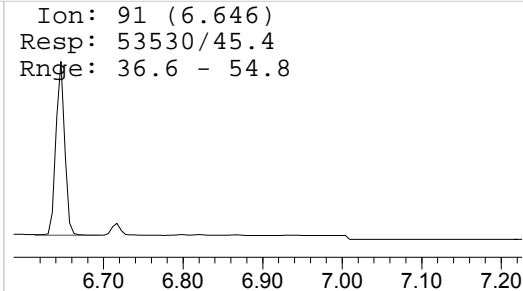
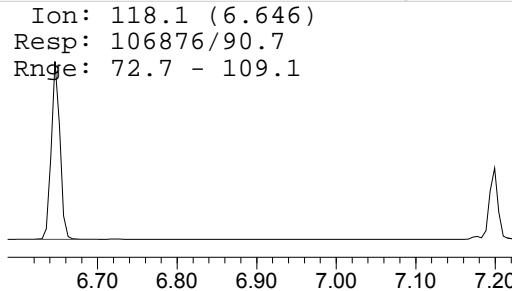
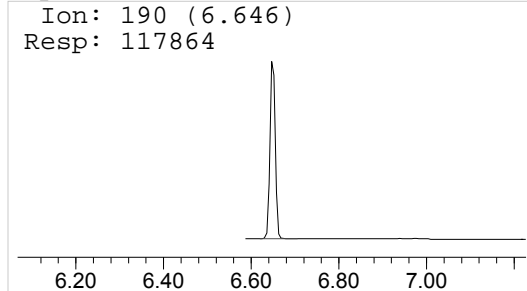
Amphetamine-D8-PFAA

(ISTD) Amount: 100.00 ng/mL



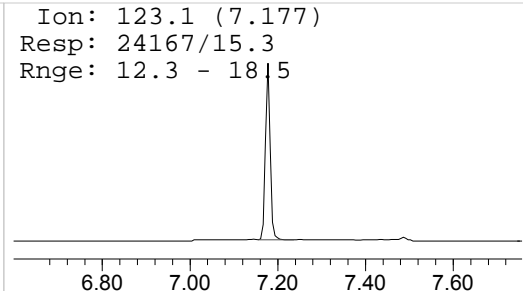
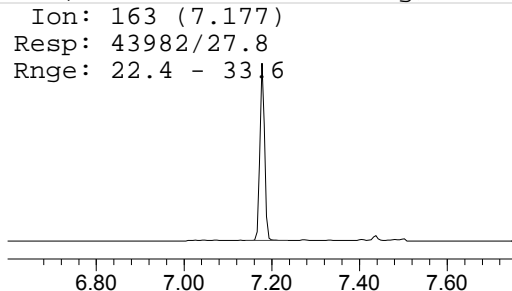
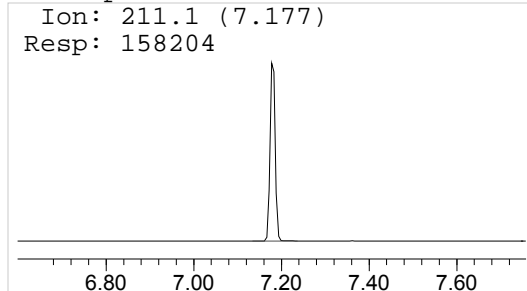
Amphetamine-PFAA

Amount: 77.58 ng/mL



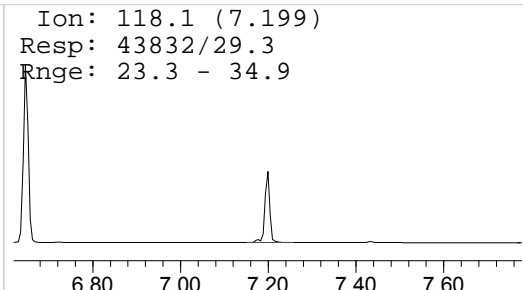
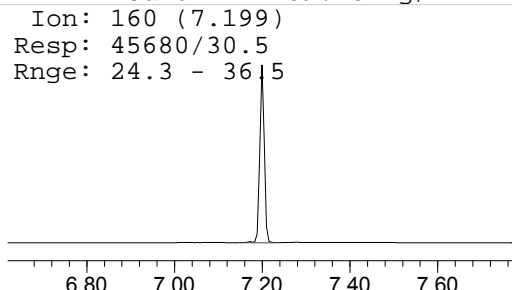
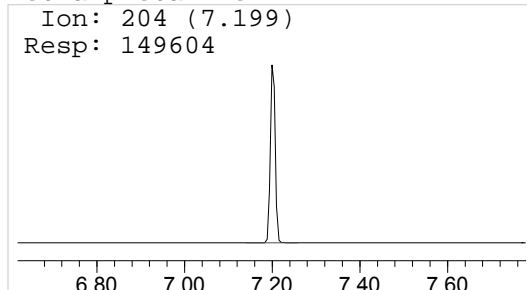
Methamphetamine-D8-PFAA

(ISTD) Amount: 100.00 ng/mL



Methamphetamine-PFAA

Amount: 89.78 ng/mL



Data Path : I:\Instrument Data\Pocatello\Probie\CDS\2016\011416AM\
 Data File : PosCtrl-300-1.D
 Acq On : 14 Jan 2016 12:35
 Operator : Pocatello Laboratory
 Sample : Positive Control - 300 ng
 Misc : Analytical Method 3.10.2
 ALS Vial : 8 Sample Multiplier: 1

Quant Time: Jan 14 14:20:06 2016
 Quant Method : C:\MyFiles\cshrum\Desktop\Methods\A-M.M
 Quant Title : Amphetamine & Methamphetamine
 QLast Update : Thu Jan 14 14:01:39 2016
 Response via : Initial Calibration


Compound	R.T.	QIon	Response	Conc	Units	Dev(Min)

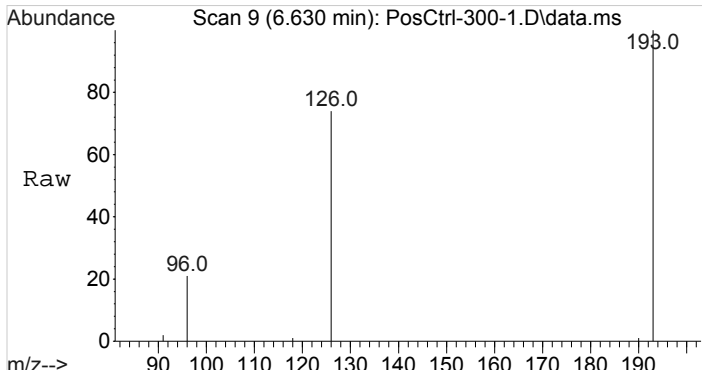
Internal Standards						
1) Amphetamine-D8-PFAA	6.630	193	194367	100.00	ng/mL	0.00
3) Methamphetamine-D8-PFAA	7.178	211	196397	100.00	ng/mL	0.00
Target Compounds						
						Qvalue
2) Amphetamine-PFAA	6.647	190	566983	324.81	ng/mL	99
4) Methamphetamine-PFAA	7.199	204	724735	342.14	ng/mL	99

(#) = qualifier out of range (m) = manual integration (+) = signals summed

Data Path : I:\Instrument Data\Pocatello\Probie\CDS\2016\011416AM\
Data File : PosCtrl-300-1.D
Acq On : 14 Jan 2016 12:35
Operator : Pocatello Laboratory
Sample : Positive Control - 300 ng
Misc : Analytical Method 3.10.2
ALS Vial : 8 Sample Multiplier: 1

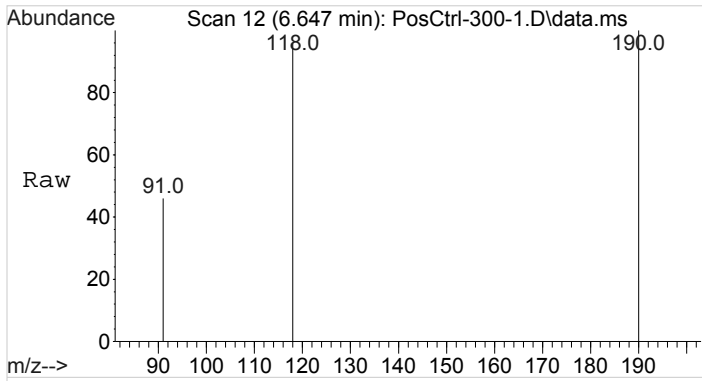
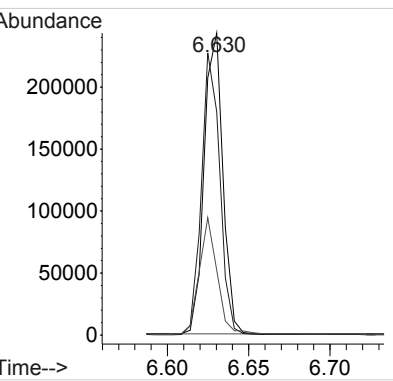
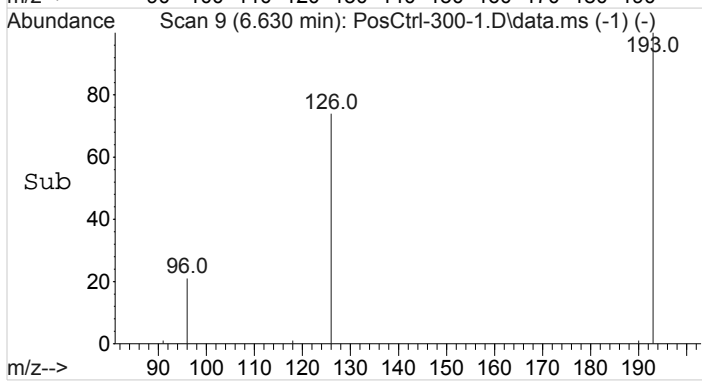
Quant Time: Jan 14 14:20:06 2016
Quant Method : C:\MyFiles\cshrum\Desktop\Methods\A-M.M
Quant Title : Amphetamine & Methamphetamine
QLast Update : Thu Jan 14 14:01:39 2016
Response via : Initial Calibration





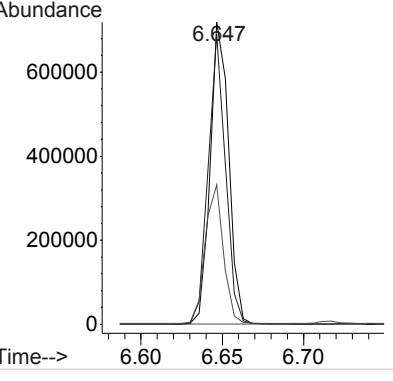
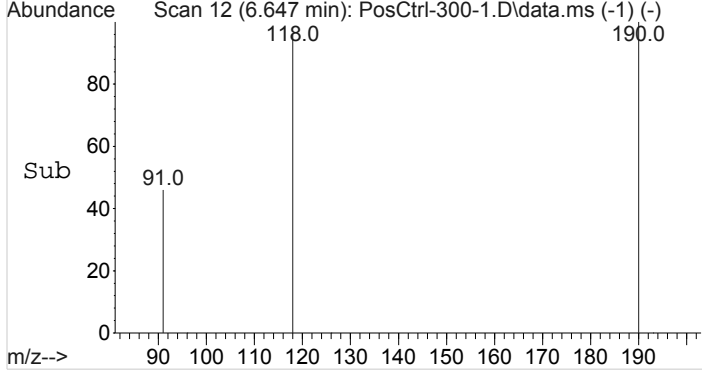
#1
Amphetamine-D8-PFAA
Concen: 100.00 ng/mL
RT: 6.630 min Scan# 9
Delta R.T. 0.000 min
Lab File: PosCtrl-300-1.D
Acq: 14 Jan 2016 12:35

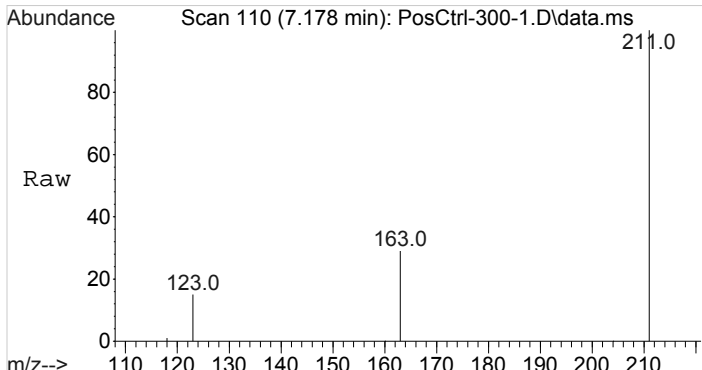
Tgt Ion	Resp	Lower	Upper
193	100		
126	91.8	73.4	110.0
96	36.8	28.7	43.1



#2
Amphetamine-PFAA
Concen: 324.81 ng/mL
RT: 6.647 min Scan# 12
Delta R.T. -0.000 min
Lab File: PosCtrl-300-1.D
Acq: 14 Jan 2016 12:35

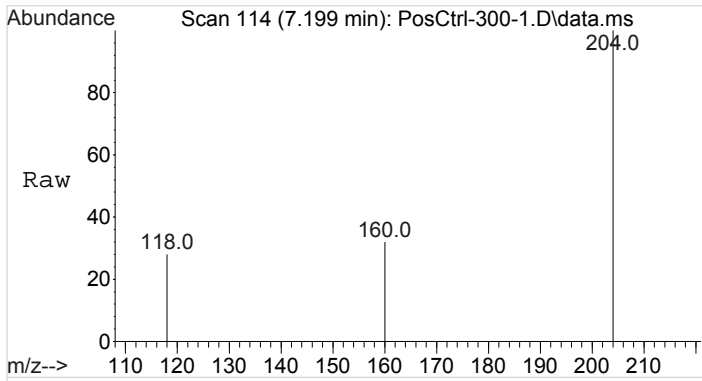
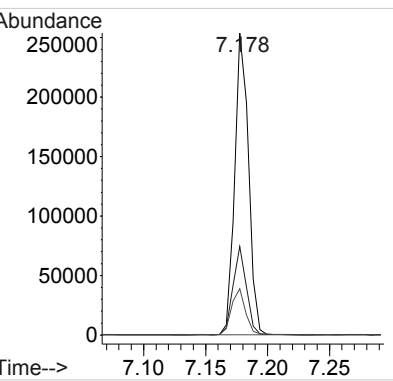
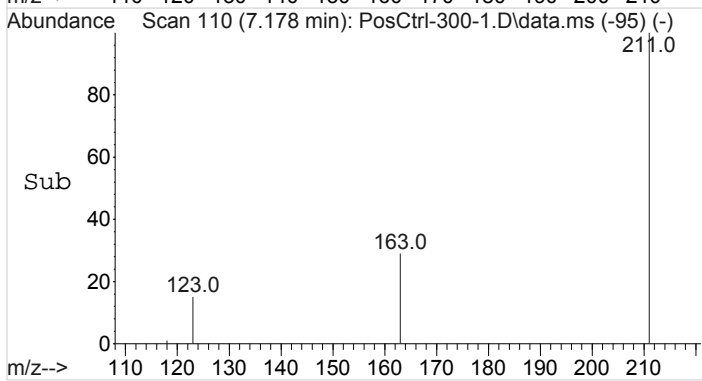
Tgt Ion	Resp	Lower	Upper
190	100		
118	90.1	72.7	109.1
91	45.3	36.6	54.8





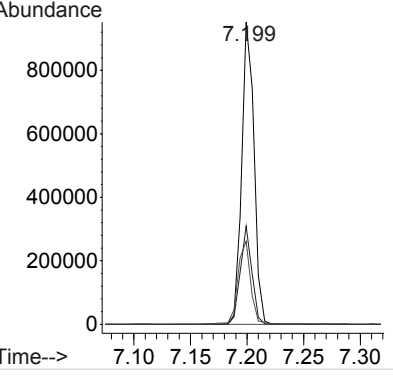
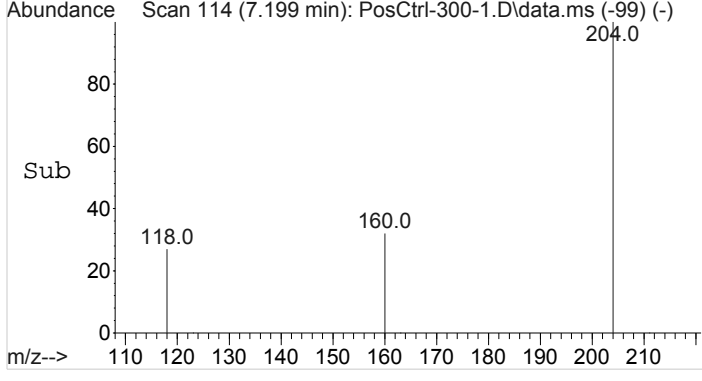
#3
Methamphetamine-D8-PFAA
Concen: 100.00 ng/mL
RT: 7.178 min Scan# 110
Delta R.T. -0.000 min
Lab File: PosCtrl-300-1.D
Acq: 14 Jan 2016 12:35

Tgt Ion	Resp	Lower	Upper
211	100		
163	28.1	22.4	33.6
123	15.5	12.3	18.5

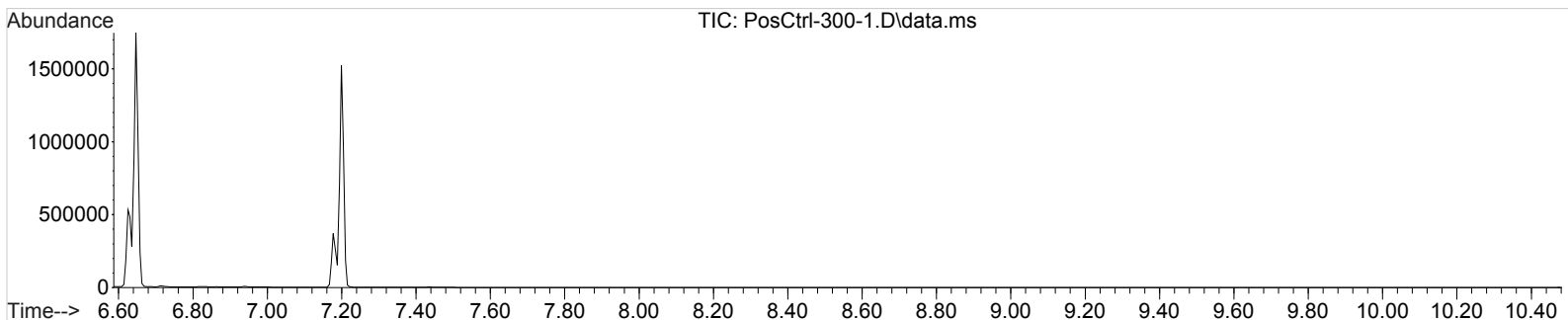


#4
Methamphetamine-PFAA
Concen: 342.14 ng/mL
RT: 7.199 min Scan# 114
Delta R.T. 0.000 min
Lab File: PosCtrl-300-1.D
Acq: 14 Jan 2016 12:35

Tgt Ion	Resp	Lower	Upper
204	100		
160	30.5	24.3	36.5
118	28.4	23.3	34.9

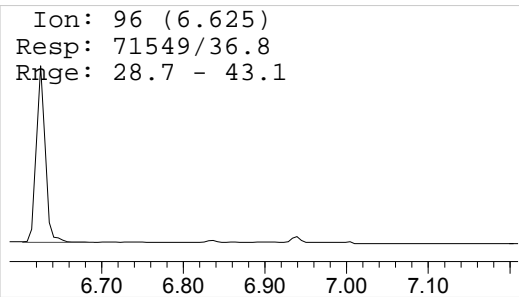
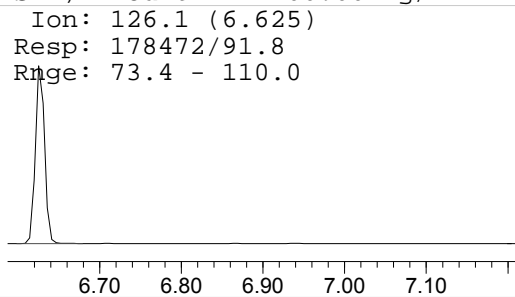
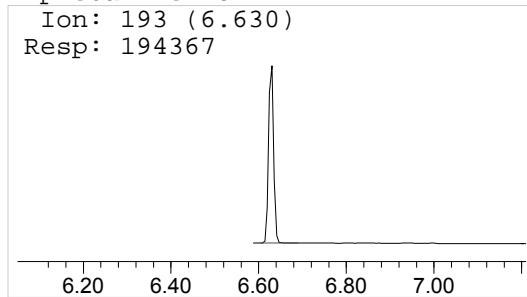


Data Path : I:\Instrument Data\Pocatello\Probie\CDS\2016\011416AM\
 Data File : PosCtrl-300-1.D
 Acq On : 14 Jan 2016 12:35
 Operator : Pocatello Laboratory
 Sample : Positive Control - 300 ng
 Misc : Analytical Method 3.10.2
 ALS Vial : 8 Sample Multiplier: 1



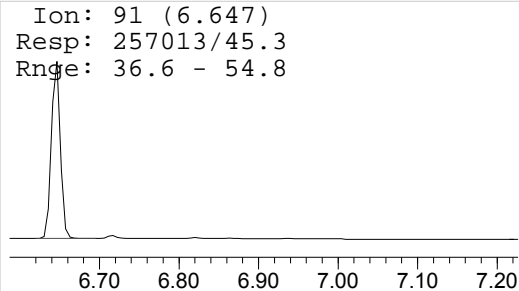
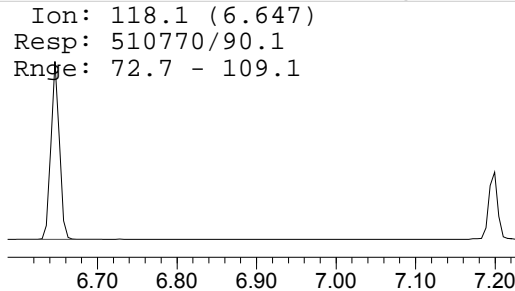
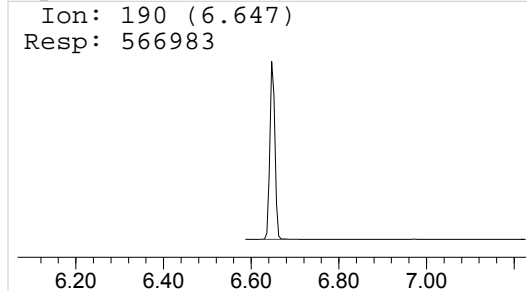
Amphetamine-D8-PFAA

(ISTD) Amount: 100.00 ng/mL



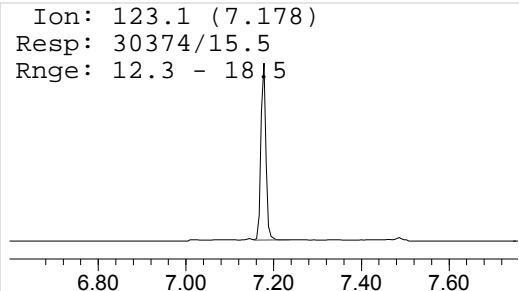
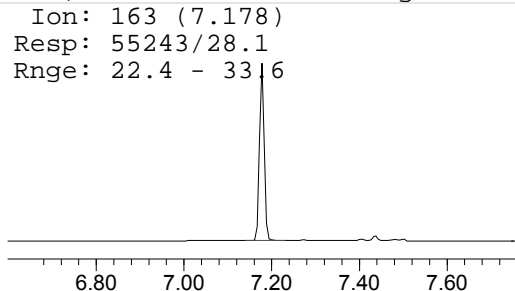
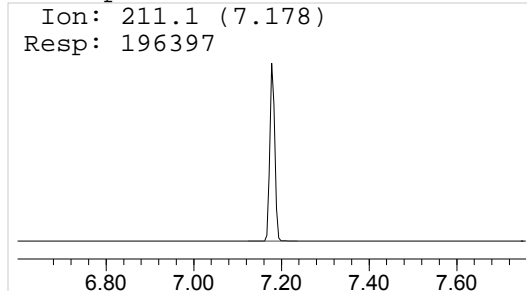
Amphetamine-PFAA

Amount: 324.81 ng/mL



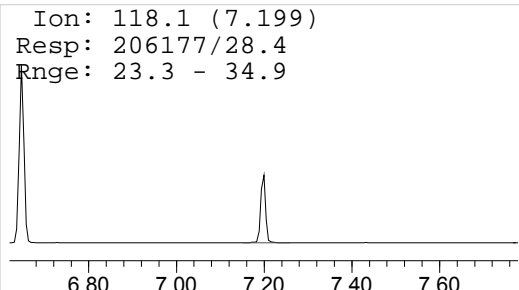
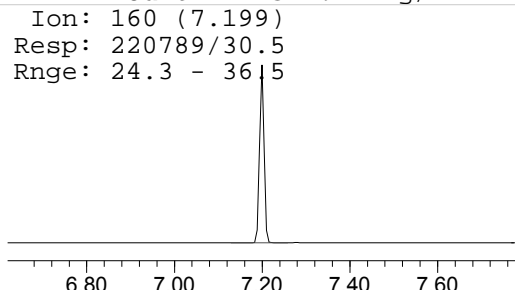
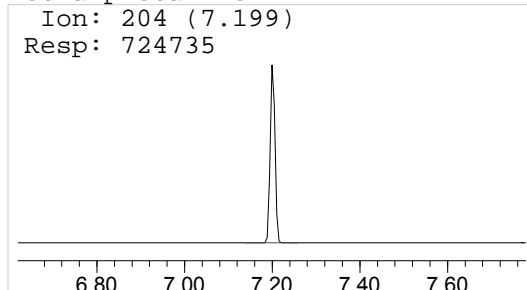
Methamphetamine-D8-PFAA

(ISTD) Amount: 100.00 ng/mL



Methamphetamine-PFAA

Amount: 342.14 ng/mL



File :I:\Instrument Data\Pocatello\Probie\CDS\2016\011416AM\Blank4
... .D
Operator : Pocatello Laboratory
Instrument : Probie
Acquired : 14 Jan 2016 12:19 using AcqMethod A-M.M
Sample Name: Blank
Misc Info : CHCl3

